



Ava PCCA Setup Guide

Last Updated: June 2025

****Important Notice:**** The information and content presented in this document include screenshots and excerpts that have been adapted from materials owned by the respective content owners. These adaptations are intended for illustrative and educational purposes only. All original content remains the intellectual property of the respective owners. Any reproduction or further dissemination of this content must adhere to the original copyright and usage policies of the content owners.

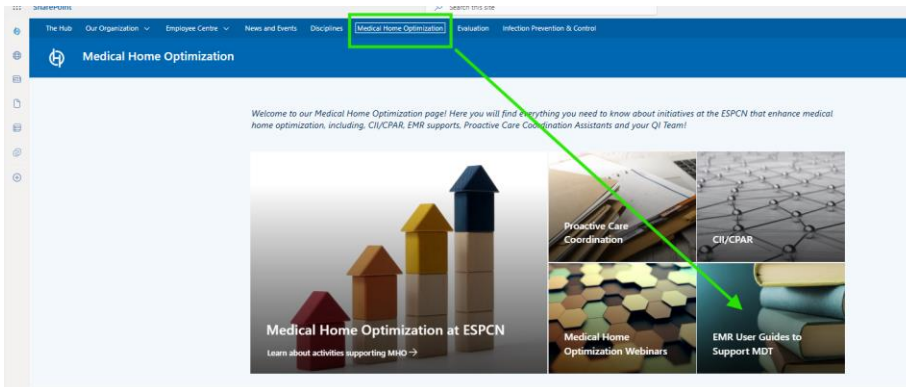
RESOURCES	6
FEATURES HIGHLIGHTS	7
Access multiple clinics.....	7
Data Management	7
QUERIES/REPORTS TEMPLATES	12
QUARTERLY REPORTING	12
<i>ESPCN – Quarterly – Panel Full (Active Panel)</i>	12
<i>ESPCN – Quarterly – Panel Males</i>	12
<i>ESPCN – Quarterly – Panel Females</i>	13
<i>ESPCN – Quarterly – Panel Other Genders</i>	14
<i>ESPCN – Quarterly – Panel Age</i>	15
Verification Rate Queries.....	16
<i>ESPCN – Quarterly – 6 Month VR # of Patients Verified</i>	16
<i>ESPCN – Quarterly – 6 Month VR # of Appointments</i>	16
<i>ESPCN – Quarterly – 3 Year VR # of Patients Verified</i>	16
<i>ESPCN – Quarterly – 3 Year VR # of Appointments</i>	17
Vitals & Lifestyle Queries	18
<i>ESPCN – Quarterly – Eligible 18+</i>	18
<i>ESPCN – Quarterly – BP Due (this is ‘BP Screened)</i>	19
<i>ESPCN – Quarterly – Height & Weight Due (this is Ht & Wt Screened)</i>	20
<i>ESPCN – Quarterly – Exercise Assessment Due (this is exercise Assessment Screened)</i>	21
<i>ESPCN – Quarterly – Tobacco Assessment Due (this is Tobacco Assessment screened)</i>	21
Screening Queries	22
<i>ESPCN – Quarterly – Pap Due</i>	22
<i>ESPCN – Quarterly – Pap Eligible</i>	24
<i>ESPCN – Quarterly – Mammo Due</i>	25
<i>ESPCN – Quarterly – Mammo Eligible</i>	26
<i>ESPCN – Quarterly – CRC Due</i>	27
<i>ESPCN – Quarterly – CRC Eligible</i>	28
<i>ESPCN – Quarterly – Diabetes Due</i>	29
<i>ESPCN – Quarterly – Diabetes Eligible</i>	29
<i>ESPCN – Quarterly – Lipids Due</i>	31
<i>ESPCN – Quarterly – Lipids Eligible</i>	32

ESPCN – Quarterly – CV Risk Due.....	33
.....	33
ESPCN – Quarterly – CV Risk Eligible.....	35
OUTREACH QUERIES	36
ESPCN – Outreach – Pediatrics, No Appt. in 2 Years.....	36
ESPCN – Outreach – Adults, No Appt. in 3 Years	37
ESPCN – Outreach – 75+, No Appt. in 1 Year	38
ESPCN – Outreach – Chronic Disease, No Appt. in 1 Year *revised*	39
ESPCN – Outreach – Mammo Due, No Appt. in 1 Year *revised*	42
ESPCN – Outreach – CRC Due, No Appt. in 1 Year *revised*	43
ESPCN – Outreach – Diabetes Due, No Appt. in 1 Year *revised*	44
ESPCN – Outreach – Lipids Due, No Appt. in 1 Year *revised*	45
QI QUERIES.....	46
ESPCN – Quarterly QI – Chronic Disease Patients (All Ages)	46
ESPCN – Quarterly QI – Chronic Disease Patients (All Ages) Seen in the Last Year	47
ESPCN – Quarterly QI – Patients 75+	48
ESPCN – Quarterly QI – Patients 75+ Seen in the Last Year.....	49
ESPCN – Quarterly QI – Patients (All Ages).....	50
ESPCN – Quarterly QI – Patients with Diabetes with an A1c in the Last 6 Months.....	53
ESPCN – Quarterly QI – Patients with Diabetes with a DFE in the Last Year	54
ESPCN Quarterly QI - Pts with DM, A1C result-1 year (Denominator).....	55
ESPCN Quarterly QI – Pts with DM, A1C result, uncontrolled-1 year (Numerator).....	56
ESPCN Quarterly QI - Pts with HTN, BP measured-1 year (Denominator).....	57
ESPCN Quarterly QI – Pts with HTN, BP measured, elevated-1 year (Numerator).....	58
ESPCN Quarterly QI - Pts with HTN (Denominator).....	59
ESPCN Quarterly QI – Pts with HTN, BP measured-6 months (Numerator).....	60
SCREENING DUE NOTIFICATION	61
Notification – PAP Screening Due	62
Notification – Mammo Screening Due.....	64
Notification – CRC Screening Due	67
Notification – DIABETES Screening Due.....	70
Notification – LIPID Screening Due	71
BASELINE & TRACKING.....	73

RESOURCES

For more information about the Ava and how to retrieve the reports, tracking including the outreach list, there are resource guides & information shared in the ESPCN Hub.

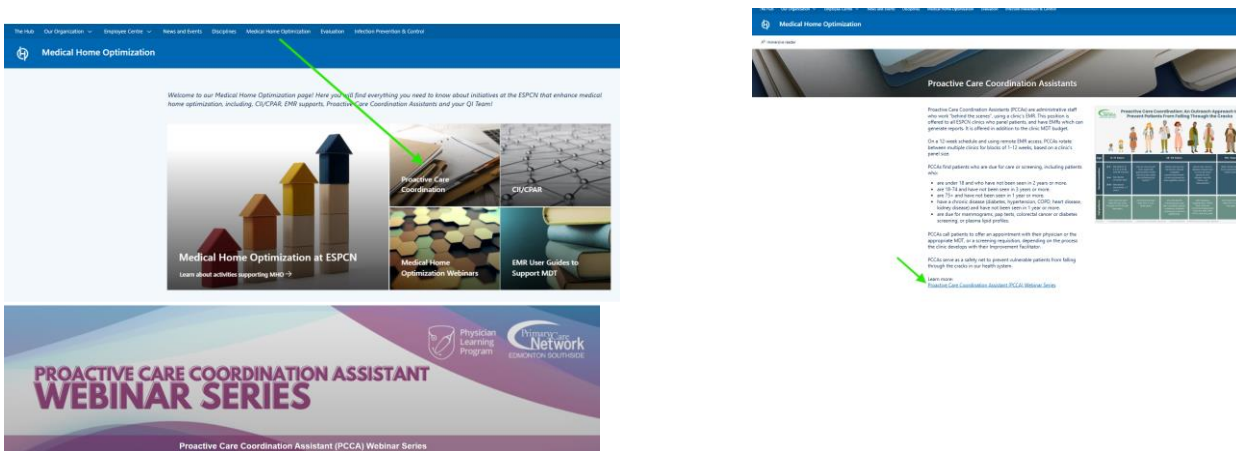
- EMR User Guide for MDT



- The PCCA Webinar videos

In 2024 Sept, ESPCN QI team organized a **“PCCA Webinar Series”**, it provides a comprehensive understanding of the PCCA Program and covers both technical and operational aspects across various components of the program. In the videos, our PCCA demonstrated how EMRs are used for effective implementation of them. We shall introduce this to the new PCCA as a self-learning platform for knowing more about the core elements and extending to know how EMRs are used practically.

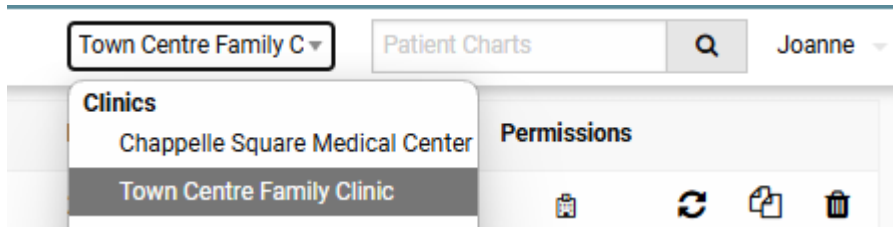
[Proactive Care Coordination Assistant \(PCCA\) Webinar Series - Edmonton Southside Primary Care Network | Edmonton Southside Primary Care Network](#)



FEATURES HIGHLIGHTS

Access multiple clinics

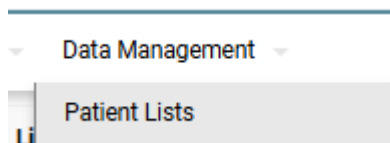
The EMR system is configured to allow access across multiple clinics under a unified platform. Please check and select the clinic before proceeding.



Data Management

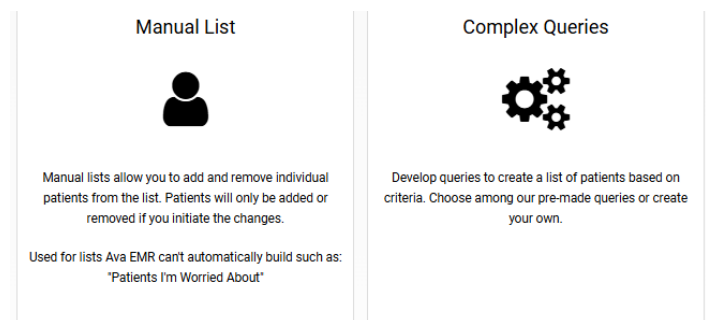
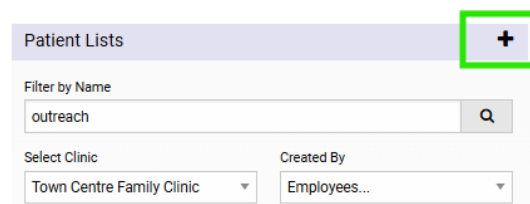
- **Data Management/Patient Lists**

- EMRc will create all queries, reports standardized by EMR and saved here.



- **Query Types**

- Click the '+' sign , choose the type of query –
- Manual List: for creating Tracking query
- Complex Queries: default query templates are available or also can choose 'Continue Without Template' for custom-made template



- **Creating a query**

- List Name = Query/Report name
- Clinic = select from the drop down menu
- Update Frequency = Daily (recommended)
- Starting List = select the physician's name from drop down menu
- Save List

Automated List

List Name
test

Clinic
Town Centre Family Clinic

☐ Allow Colleagues to Edit List

Update Frequency
Daily

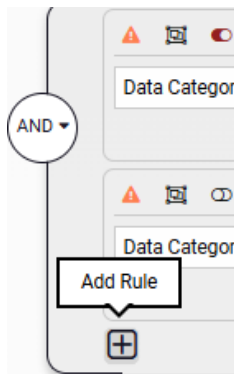
Starting List
[Empty dropdown]

Rostered

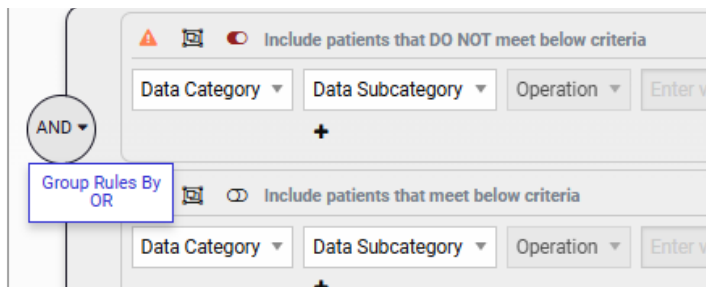
☒ Exclude Deceased Patients?
☐ Show in Patient Chart?

[Back to Lists](#) [Save List](#)

- '+' = Add Rule



- Click 'AND' drop down to change the Group Rules to 'OR'

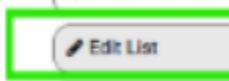


- **Editing the query**

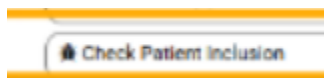
- type the key phrase of the query in the **'Filter by Name'** to look up the saved queries.

****As mentioned, Ava allows access across multiple clinic locations. Please select the clinic before proceeding.**

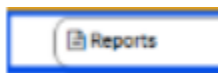
- Double-click the query name....



= editing / modify the query



= The patient's name is not included in the query, put the patient ID# to check



= to save the name list into .csv format (for merging from 5 Screening Outreach List into one main outreach list)

- **Create the Tracking Reports**

- Go to 'Data Management/Patient Lists
- Click the '+', choose 'Manual List

The screenshot shows the 'Data Management' menu with 'Patient Lists' selected. Below this, there's a 'Patient Lists' section with a green box highlighting a '+' icon. To the right, the 'Manual List' creation screen is visible, featuring a person icon and text explaining that manual lists allow adding and removing individual patients, and are used for lists that the system can't build automatically, such as 'Patients I'm Worried About'.

- Use the standard name listed below and create each tracking report
- Put the name in the '**List Name**' field in Manual List
- Click 'Save List'

ESPCN – Tracking – Screening Reviewed by PCCA in the Last Week

ESPCN – Tracking – Pediatrics, No Appt. in 2 Years Outreach

ESPCN – Tracking – Adults, No Appt. in 3 Years Outreach

ESPCN – Tracking – 75+, No Appt. in 1 Year Outreach

ESPCN – Tracking – Chronic Disease, No Appt. in 1 Year Outreach

ESPCN – Tracking – Screening Due Outreach

ESPCN – Tracking – CPAR Conflict Outreach

The screenshot shows the 'Manual List' form. It has a 'List Name' field with 'ESPCN Tracking' entered. Below it is a 'Clinic' dropdown menu. There are two checkboxes: 'Show in Patient Chart?' and 'Allow Colleagues to Edit List'. At the bottom, there are two buttons: 'Save List' (green) and 'Back to Lists' (orange).

QUERIES/REPORTS TEMPLATES

In 2025, QI team has standardized all query names. EMRc do also save the screenshots of each query in the standard Query Screenshot template. The template saved for Improvement Facilitators' reference. **(Team's/ Proactive Care Coordination Assistant/PCCA EMR Queries/Files)**

QUARTERLY REPORTING

ESPCN – Quarterly – Panel Full (Active Panel)

Automated List

List Name
ESPCN - QUARTERLY Panel Full (Active Panel) D

Clinic
[Dropdown]

☐ Allow Colleagues to Edit List

Update Frequency ⓘ
Daily [Dropdown]

Starting List
[Dropdown]
Rostered [Dropdown]

☒ Exclude Deceased Patients?
☐ Show in Patient Chart?

[Back to Lists](#) [Save List](#)

AND

✓ ⓘ Include patients that meet below criteria
Patient Demographics ▾ AGE ▾ GREATER THAN or EQUAL TO ▾ 0

+

✓ ⓘ Include patients that meet below criteria
Patient Demographics ▾ AGE ▾ LESS THAN or EQUAL TO ▾ 150

+

✓ ⓘ Include patients that meet below criteria
Patient Panel ▾ PANELLED PRACTITIONER PRIMARY S ▾ IS ▾ True ▾

+

✓ ⓘ Include patients that DO NOT meet below criteria
Patient Status at Clinic ▾ PATIENT STATUS AT CLINIC ▾ EQUALS ▾ Inactive ▾

+

✓ ⓘ Include patients that DO NOT meet below criteria
Patient Status at Clinic ▾ PATIENT STATUS AT CLINIC ▾ EQUALS ▾ Long Term Care ▾

ESPCN – Quarterly – Panel Males

Automated List

List Name
ESPCN - QUARTERLY Panel Males

Clinic
[Dropdown]

☐ Allow Colleagues to Edit List

Update Frequency ⓘ
Daily [Dropdown]

Starting List
[Dropdown]
Rostered [Dropdown]

☒ Exclude Deceased Patients?
☐ Show in Patient Chart?

AND

✓ ⓘ Include patients that meet below criteria
Patient Demographics ▾ SEX ▾ EQUALS ▾ Male ▾

+

✓ ⓘ Include patients that meet below criteria
Patient Panel ▾ PANELLED PRACTITIONER PRIMARY S ▾ IS ▾ True ▾

+

✓ ⓘ Include patients that DO NOT meet below criteria
Patient Status at Clinic ▾ PATIENT STATUS AT CLINIC ▾ EQUALS ▾ Inactive ▾

+

✓ ⓘ Include patients that DO NOT meet below criteria
Patient Status at Clinic ▾ PATIENT STATUS AT CLINIC ▾ EQUALS ▾ Long Term Care ▾

+

ESPCN – Quarterly – Panel Females

Automated List

List Name

ESPCN - QUARTERLY Panel Females

Clinic

Town Centre Family Clinic

☐ Allow Colleagues to Edit List

Update Frequency

Daily


Starting List

Rajakone Selvanathar, I

☒ Exclude Deceased Patients?

☐ Show in Patient Chart?

AND

✓⌵ Include patients that meet below criteria


Patient Demographics

SEX

EQUALS

Female

+

✓⌵ Include patients that meet below criteria


Patient Panel

PANELLED PRACTITIONER PRIMARY S

IS

True

+

✓⌵ Include patients that DO NOT meet below criteria

Patient Status at Clinic

PATIENT STATUS AT CLINIC

EQUALS

Inactive

+

✓⌵ Include patients that DO NOT meet below criteria

Patient Status at Clinic

PATIENT STATUS AT CLINIC

EQUALS

Long Term Care

+

+

ESPCN – Quarterly – Panel Other Genders

Automated List

List Name

ESPCN - QUARTERLY Panel Other Genders

Clinic

☐ Allow Colleagues to Edit List

Update Frequency

Daily

Starting List

Rostered

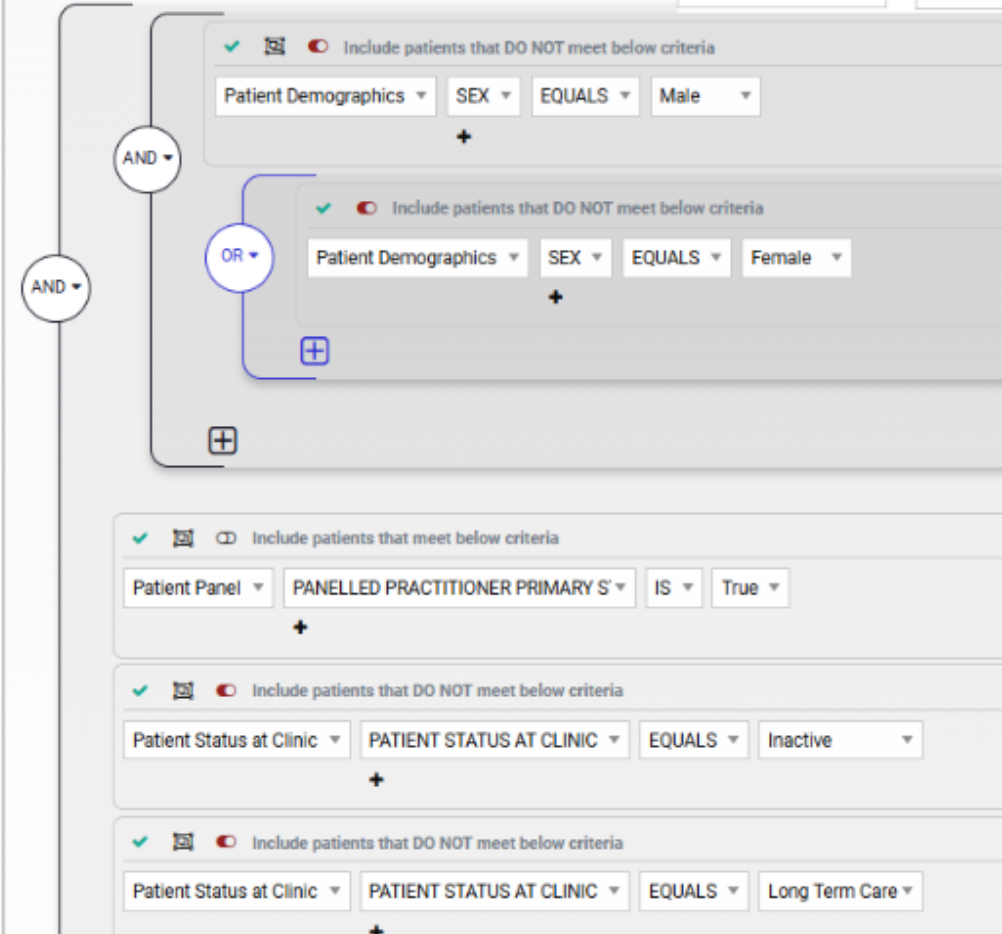
☒ Exclude Deceased Patients?

☐ Show in Patient Chart?

Back to Lists

Save List

Delete List



ESPCN – Quarterly – Panel Age

ESPCN - QUARTERLY Panel Age 10-19

ESPCN - QUARTERLY Panel Age 60-69

ESPCN - QUARTERLY Panel Age 40-59

ESPCN - QUARTERLY Panel Age 0-9

ESPCN - QUARTERLY Panel Age 30-39

ESPCN - QUARTERLY Panel Age 20-29

ESPCN - QUARTERLY Panel Age 80-89

ESPCN - QUARTERLY Panel Age 90+

ESPCN - QUARTERLY Panel Age 50-59


ESPCN - QUARTERLY Panel Age 70-79

Automated List

List Name
 ESPCN - QUARTERLY Panel Age 0-9

Clinic
 [Redacted]

☐ Allow Colleagues to Edit List

Update Frequency 
 Daily

Starting List
 [Redacted]

Rostered

☒ Exclude Deceased Patients?

☐ Show in Patient Chart?

AND

☒ ☐ ☐ Include patients that meet below criteria

Patient Demographics ▾ AGE ▾ GREATER THAN or EQUAL TO ▾ 0 ×
AGE ▾ LESS THAN or EQUAL TO ▾ 9 ×
+

☒ ☐ ☒ Include patients that DO NOT meet below criteria

Patient Status at Clinic ▾ PATIENT STATUS AT CLINIC ▾ EQUALS ▾ Long Term Care ▾
+

☒ ☐ ☐ Include patients that meet below criteria

Patient Panel ▾ PANELLED PRACTITIONER PRIMARY S' ▾ IS ▾ True ▾
+

☒ ☐ ☒ Include patients that DO NOT meet below criteria

Patient Status at Clinic ▾ PATIENT STATUS AT CLINIC ▾ EQUALS ▾ Inactive ▾
+

Verification Rate Queries

ESPCN – Quarterly – 6 Month VR # of Patients Verified

Automated List

List Name

ESPCN - QUARTERLY 6 Month VR# of Patients Verified (revised 2025Apr)

Clinic

☐ Allow Colleagues to Edit List

Update Frequency

Daily

Starting List

Rostered

☒ Exclude Deceased Patients?

☐ Show in Patient Chart?

Back to Lists

Save List

AND

Include patients that meet below criteria

AppointmentsDATEWITHIN [X] NUMBER OF MONTHS6

Include patients that meet below criteria

Patient PanelPANELLED PRACTITIONER PRIMARY S^sISTrue

Include patients that DO NOT meet below criteria

Patient Status at ClinicPATIENT STATUS AT CLINICEQUALSInactive

Include patients that DO NOT meet below criteria

Patient Status at ClinicPATIENT STATUS AT CLINICEQUALSLong Term Care

Include patients that meet below criteria

Patient PanelPATIENT STATUS LAST CONFIRMED D^sWITHIN [X] NUMBER OF MONTHSd

ESPCN – Quarterly – 6 Month VR # of Appointments

Automated List

List Name

CN - QUARTERLY 6 Month VR# of Appointments

Clinic

☐ Allow Colleagues to Edit List

Update Frequency

Daily

Starting List

Rostered

☒ Exclude Deceased Patients?

☐ Show in Patient Chart?

AND

Include patients that meet below criteria

AppointmentsDATEWITHIN [X] NUMBER OF MONTHS6

Include patients that meet below criteria

Patient PanelPANELLED PRACTITIONER PRIMARY S^sISTrue

Include patients that DO NOT meet below criteria

Patient Status at ClinicPATIENT STATUS AT CLINICEQUALSLong Term Care

Include patients that DO NOT meet below criteria

Patient Status at ClinicPATIENT STATUS AT CLINICEQUALSInactive

ESPCN – Quarterly – 3 Year VR # of Patients Verified

Automated List

List Name
ESPCN - QUARTERLY 3 Year VR# of Patients Verified (revised 2025Apr)

Clinic
[dropdown]

☐ Allow Colleagues to Edit List

Update Frequency ⓘ
Daily [dropdown]

Starting List
[dropdown]

Rostered [dropdown]

☒ Exclude Deceased Patients?

☐ Show in Patient Chart?

Back to Lists

Save List

AND [dropdown]

✓ ⓘ ⓘ Include patients that meet below criteria

Appointments [dropdown] DATE [dropdown] WITHIN [X] NUMBER OF YEARS [dropdown] 3 [input]

+

✓ ⓘ ⓘ Include patients that meet below criteria

Patient Panel [dropdown] PANELLED PRACTITIONER PRIMARY S [dropdown] IS [dropdown] True [dropdown]

+

✓ ⓘ ⓘ Include patients that DO NOT meet below criteria

Patient Status at Clinic [dropdown] PATIENT STATUS AT CLINIC [dropdown] EQUALS [dropdown] Inactive [dropdown]

+

✓ ⓘ ⓘ Include patients that DO NOT meet below criteria

Patient Status at Clinic [dropdown] PATIENT STATUS AT CLINIC [dropdown] EQUALS [dropdown] Long Term Care [dropdown]

+

✓ ⓘ ⓘ Include patients that meet below criteria

Patient Panel [dropdown] PATIENT STATUS LAST CONFIRMED DI [dropdown] WITHIN [X] NUMBER OF YEARS [dropdown] 3 [input]

+

ESPCN – Quarterly – 3 Year VR # of Appointments

Automated List

List Name
iPCN - QUARTERLY 3 Year VR# of Appointments

Clinic
[dropdown]

☐ Allow Colleagues to Edit List

Update Frequency ⓘ
Daily [dropdown]

Starting List
[dropdown]

Rostered [dropdown]

☒ Exclude Deceased Patients?

☐ Show in Patient Chart?

AND [dropdown]

✓ ⓘ ⓘ Include patients that meet below criteria

Appointments [dropdown] DATE [dropdown] WITHIN [X] NUMBER OF YEARS [dropdown] 3 [input]

+

✓ ⓘ ⓘ Include patients that meet below criteria

Patient Panel [dropdown] PANELLED PRACTITIONER PRIMARY S [dropdown] IS [dropdown] True [dropdown]

+

✓ ⓘ ⓘ Include patients that DO NOT meet below criteria

Patient Status at Clinic [dropdown] PATIENT STATUS AT CLINIC [dropdown] EQUALS [dropdown] Long Term Care [dropdown]

+

✓ ⓘ ⓘ Include patients that DO NOT meet below criteria

Patient Status at Clinic [dropdown] PATIENT STATUS AT CLINIC [dropdown] EQUALS [dropdown] Inactive [dropdown]

+


+


Vitals & Lifestyle Queries

ESPCN – Quarterly – Eligible 18+

AND

✓





Include patients that meet below criteria

Patient Demographics


AGE


GREATER THAN or EQUAL TO

18

+

✓





Include patients that meet below criteria

Patient Panel


PANELLED PRACTITIONER PRIMARY S


IS

True

+

✓





Include patients that DO NOT meet below criteria

Patient Status at Clinic


PATIENT STATUS AT CLINIC


EQUALS

Inactive

+

✓





Include patients that DO NOT meet below criteria

Patient Status at Clinic

PATIENT STATUS AT CLINIC



EQUALS

Long Term Care

+



ESPCN – Quarterly – BP Due (this is 'BP Screened')

AND ▼

✓   Include patients that meet below criteria

Patient Demographics ▼ AGE ▼ GREATER THAN or EQUAL TO ▼ 18



+

✓   Include patients that meet below criteria

Vitals ▼ SYSTOLIC VALUE ▼ GREATER THAN or EQUAL TO ▼ 1 x




DATE OF MEASUREMENT ▼ WITHIN [X] NUMBER OF YEARS ▼ 1 x

+

✓   Include patients that meet below criteria




Patient Panel ▼ PANELLED PRACTITIONER PRIMARY S' ▼ IS ▼ True ▼

+

✓    Include patients that DO NOT meet below criteria



Patient Status at Clinic ▼ PATIENT STATUS AT CLINIC ▼ EQUALS ▼ Inactive ▼

+

✓    Include patients that DO NOT meet below criteria

Patient Status at Clinic ▼ PATIENT STATUS AT CLINIC ▼ EQUALS ▼ Long Term Care ▼

+

✓   Include patients that meet below criteria

Vitals ▼ DIASTOLIC VALUE ▼ GREATER THAN or EQUAL TO ▼ 1 x

DATE OF MEASUREMENT ▼ WITHIN [X] NUMBER OF YEARS ▼ 1| x

+

ESPCN – Quarterly – Height & Weight Due (this is Ht & Wt Screened)

AND

✓

Include patients that meet below criteria

Patient Demographics

AGE

GREATER THAN or EQUAL TO

18

+

✓

Include patients that meet below criteria

Patient Panel

PANELLED PRACTITIONER PRIMARY S

IS

True

+

✓

Include patients that DO NOT meet below criteria

Patient Status at Clinic

PATIENT STATUS AT CLINIC

EQUALS

Inactive

+

✓

Include patients that DO NOT meet below criteria

Patient Status at Clinic

PATIENT STATUS AT CLINIC

EQUALS

Long Term Care

+

✓

Include patients that meet below criteria

Vitals

HEIGHT VALUE

GREATER THAN or EQUAL TO

1

+

✓

Include patients that meet below criteria

Vitals

WEIGHT VALUE

GREATER THAN or EQUAL TO

1

x

DATE OF MEASUREMENT

WITHIN [X] NUMBER OF YEARS

3

x

+

ESPCN – Quarterly – Exercise Assessment Due (this is exercise Assessment Screened)

AND ▼

✓ ⓘ ○ Include patients that meet below criteria

Patient Demographics ▼ AGE ▼ GREATER THAN or EQUAL TO ▼ 18

+

✓ ⓘ ○ Include patients that meet below criteria

Social History ▼ EXERCISE STATUS LAST REVIEWED DA ▼ WITHIN [X] NUMBER OF YEARS ▼ 1

+

✓ ⓘ ○ Include patients that meet below criteria

Patient Panel ▼ PANELLED PRACTITIONER PRIMARY S' ▼ IS ▼ True ▼

+

✓ ⓘ ● Include patients that DO NOT meet below criteria

Patient Status at Clinic ▼ PATIENT STATUS AT CLINIC ▼ EQUALS ▼ Long Term Care ▼

+

✓ ⓘ ● Include patients that DO NOT meet below criteria

Patient Status at Clinic ▼ PATIENT STATUS AT CLINIC ▼ EQUALS ▼ Inactive ▼

+

ESPCN – Quarterly – Tobacco Assessment Due (this is Tobacco Assessment screened)

AND ▼

✓ ⓘ ○ Include patients that meet below criteria

Patient Demographics ▼ AGE ▼ GREATER THAN or EQUAL TO ▼ 18

+

✓ ⓘ ○ Include patients that meet below criteria

Social History ▼ SMOKING STATUS LAST REVIEWED DA ▼ WITHIN [X] NUMBER OF YEARS ▼ 1

+

✓ ⓘ ○ Include patients that meet below criteria

Patient Panel ▼ PANELLED PRACTITIONER PRIMARY S' ▼ IS ▼ True ▼

+

✓ ⓘ ● Include patients that DO NOT meet below criteria

Patient Status at Clinic ▼ PATIENT STATUS AT CLINIC ▼ EQUALS ▼ Long Term Care ▼

+

✓ ⓘ ● Include patients that DO NOT meet below criteria

Patient Status at Clinic ▼ PATIENT STATUS AT CLINIC ▼ EQUALS ▼ Inactive ▼

+

Screening Queries

ESPCN – Quarterly – Pap Due

AND

Patient Demographics

AGE

GREATER THAN or EQUAL TO

25

x

AGE

LESS THAN or EQUAL TO

69

x

SEX

EQUALS

Female

x

+

✓

🔍

⊖

Include patients that DO NOT meet below criteria

i

Results

NAME

STARTS WITH

Gynecological Cytopatholo

x

DATE PERFORMED

WITHIN [X] NUMBER OF YEARS

3

x

+

✓

🔍

⊖

Include patients that DO NOT meet below criteria

i

Results

CATEGORY

STARTS WITH

Pap Smear

x

DATE PERFORMED

WITHIN [X] NUMBER OF YEARS

3

x

+

✓

🔍

⊖

Include patients that DO NOT meet below criteria

i

Results

NAME

STARTS WITH

Gynecological Cytology

x

DATE PERFORMED

WITHIN [X] NUMBER OF YEARS

3

x

+

✓

🔍

⊖

Include patients that DO NOT meet below criteria

i

Results

NAME

STARTS WITH

cytopath

x

DATE PERFORMED

WITHIN [X] NUMBER OF YEARS

3

x

+

✓

🔍

⊖

Include patients that DO NOT meet below criteria

Other Documents

DOCUMENT NAME

STARTS WITH

Gynecological Cytology

x

DATE

WITHIN [X] NUMBER OF YEARS

3

x

+

Patient Panel PANELLED PRACTITIONER PRIMARY S IS True
+

☒ ☐ ☐ Include patients that DO NOT meet below criteria

Other Documents DOCUMENT NAME STARTS WITH pap
DATE WITHIN [X] NUMBER OF YEARS 3
+

☒ ☐ ☐ Include patients that DO NOT meet below criteria

Medical History (Health Profile section) PAST MEDICAL HISTORY STARTS WITH total abdominal hysterect
ACTIVE IS True
+

☒ ☐ ☐ Include patients that DO NOT meet below criteria

Medical History (Health Profile section) PAST MEDICAL HISTORY STARTS WITH Total Hysterectomy
ACTIVE IS True
+

☒ ☐ ☐ Include patients that DO NOT meet below criteria

Patient Status at Clinic PATIENT STATUS AT CLINIC EQUALS Inactive
+

☒ ☐ ☐ Include patients that DO NOT meet below criteria

Patient Status at Clinic PATIENT STATUS AT CLINIC EQUALS Long Term Care
+

☒ ☐ ☐ Include patients that DO NOT meet below criteria

Medical History (Health Profile section) PAST MEDICAL HISTORY STARTS WITH complete hysterectomy
ACTIVE IS True
+

☒ ☐ ☐ Include patients that DO NOT meet below criteria

Labs + Investigations NAME STARTS WITH Gynecological cytology
DATE WITHIN [X] NUMBER OF YEARS 3
+

ESPCN – Quarterly – Pap Eligible

AND

✓

Include patients that meet below criteria

Patient Demographics

AGE

GREATER THAN or EQUAL TO

25

✕

AGE

LESS THAN or EQUAL TO

69

✕

SEX

EQUALS

Female

✕

+

✓

Include patients that meet below criteria

Patient Panel

PANELLED PRACTITIONER PRIMARY S

IS

True

✕

+

✓

Include patients that DO NOT meet below criteria

Medical History (Health Profile section)

PAST MEDICAL HISTORY

STARTS WITH

total abdominal hysterect

✕

ACTIVE

IS

True

✕

+

✓

Include patients that DO NOT meet below criteria

Medical History (Health Profile section)

PAST MEDICAL HISTORY

STARTS WITH

Total Hysterectomy

✕

ACTIVE

IS

True

✕

+

✓

Include patients that DO NOT meet below criteria

Patient Status at Clinic

PATIENT STATUS AT CLINIC

EQUALS

Inactive

✕

+

✓

Include patients that DO NOT meet below criteria

Patient Status at Clinic

PATIENT STATUS AT CLINIC

EQUALS

Long Term Care

✕

+

✓

Include patients that DO NOT meet below criteria

Medical History (Health Profile section)

PAST MEDICAL HISTORY

STARTS WITH

Complete hysterectomy

✕

ACTIVE

IS

True

✕

+

ESPCN – Quarterly – Mammo Due

AND

✓

🔍

🔗

Include patients that meet below criteria

Patient Demographics

SEX

EQUALS

Female

+

✓

🔍

🔗

Include patients that meet below criteria

Patient Demographics

AGE

GREATER THAN or EQUAL TO

45

AGE

LESS THAN or EQUAL TO

74

+

✓

🔍

🚫

Include patients that DO NOT meet below criteria

Results

NAME

STARTS WITH

Mammogram

DATE PERFORMED

WITHIN (X) NUMBER OF YEARS

2

+

✓

🔍

🚫

Include patients that DO NOT meet below criteria

Results

NAME

STARTS WITH

Bilateral Mammo

DATE PERFORMED

WITHIN (X) NUMBER OF YEARS

2

+

✓

🔍

🚫

Include patients that DO NOT meet below criteria

Results

NAME

STARTS WITH

Mammogram, Ultrasound

DATE PERFORMED

WITHIN (X) NUMBER OF YEARS

2

+

✓

🔍

🚫

Include patients that DO NOT meet below criteria

Other Documents

DOCUMENT NAME

STARTS WITH

Mammo

DATE

WITHIN (X) NUMBER OF YEARS

2

+

✓

🔍

🚫

Include patients that DO NOT meet below criteria

Patient Status at Clinic

PATIENT STATUS AT CLINIC

EQUALS

Inactive

+

✓

🔍

🚫

Include patients that DO NOT meet below criteria

Patient Status at Clinic

PATIENT STATUS AT CLINIC

EQUALS

Long Term Care

+

✓

🔍

🔗

Data Subcategory: PANELLED PRACTITIONER PRIMARY STATUS

Patient Panel

PANELLED PRACTITIONER PRIMARY S

IS

True

+

✓

🔍

🚫

Include patients that DO NOT meet below criteria

Labs + Investigations

NAME

STARTS WITH

Bilateral Mammogram

DATE

WITHIN (X) NUMBER OF YEARS

2

+

ESPCN – Quarterly – Mammo Eligible

Automated List

List Name

ESPCN - QUARTERLY Mammo Eligible

Clinic

Town Centre Family Clinic

☐ Allow Colleagues to Edit List

Update Frequency

Daily

Starting List

Rajakone Selvanathar, I

Rostered

☒ Exclude Deceased Patients?

☐ Show in Patient Chart?

Back to Lists

Save List

Delete List

Town Centre Family C

Patient Charts

✓

Include patients that meet below criteria

Patient Demographics

SEX

EQUALS

Female

+

✓

Include patients that meet below criteria

Patient Demographics

AGE

GREATER THAN or EQUAL TO

45

×

AGE

LESS THAN or EQUAL TO

74

×

+

✓

Include patients that DO NOT meet below criteria

Patient Status at Clinic

PATIENT STATUS AT CLINIC

EQUALS

Inactive

+

✓

Include patients that DO NOT meet below criteria

Patient Status at Clinic

PATIENT STATUS AT CLINIC

EQUALS

Long Term Care

+

✓

Include patients that meet below criteria

Patient Panel

PANELLED PRACTITIONER PRIMARY S

IS

True

+

AND

ESPCN – Quarterly – CRC Due

☒ ☐ Include patients that meet below criteria

Patient Demographics ▾ AGE ▾ GREATER THAN OR EQUAL TO ▾ 50 ×
 AGE ▾ LESS THAN OR EQUAL TO ▾ 74 ×
 +

☒ ☐ Include patients that DO NOT meet below criteria

i Results ▾ NAME ▾ STARTS WITH ▾ Fecal Immunochromatol Te ×
 DATE PERFORMED ▾ WITHIN [X] NUMBER OF YEARS ▾ 2 ×
 +

☒ ☐ Include patients that DO NOT meet below criteria

i Results ▾ CATEGORY ▾ STARTS WITH ▾ Colonoscopy ×
 DATE PERFORMED ▾ WITHIN [X] NUMBER OF YEARS ▾ 10 ×
 +

☒ ☐ Include patients that DO NOT meet below criteria

i Labs + Investigations ▾ NAME ▾ STARTS WITH ▾ Colonoscopy ×
 DATE ▾ WITHIN [X] NUMBER OF YEARS ▾ 10 ×
 +

☒ ☐ Include patients that DO NOT meet below criteria

Other Documents ▾ DOCUMENT NAME ▾ STARTS WITH ▾ Colonoscopy ×
 DATE ▾ WITHIN [X] NUMBER OF YEARS ▾ 10 ×
 +

☒ ☐ Include patients that DO NOT meet below criteria

Other Documents ▾ DOCUMENT NAME ▾ STARTS WITH ▾ Sigmoidoscopy ×
 DATE ▾ WITHIN [X] NUMBER OF YEARS ▾ 5 ×
 +

☒ ☐ Include patients that DO NOT meet below criteria

i Labs + Investigations ▾ NAME ▾ STARTS WITH ▾ Fecal immunochromatol te ×
 DATE ▾ WITHIN [X] NUMBER OF YEARS ▾ 2 ×
 +

☒ ☐ ☒ Include patients that DO NOT meet below criteria

i Labs + Investigations ▾ NAME ▾ STARTS WITH ▾ Sigmoidoscopy ×
 DATE ▾ WITHIN [X] NUMBER OF YEARS ▾ 5 ×
 +

☒ ☐ ☒ Include patients that DO NOT meet below criteria

i Results ▾ NAME ▾ STARTS WITH ▾ sigmoidoscopy ×
 DATE PERFORMED ▾ WITHIN [X] NUMBER OF YEARS ▾ 5 ×
 +

☒ ☐ ☒ Include patients that DO NOT meet below criteria

Patient Status at Clinic ▾ PATIENT STATUS AT CLINIC ▾ EQUALS ▾ Inactive ▾
 +

☒ ☐ ☒ Include patients that DO NOT meet below criteria

Patient Status at Clinic ▾ PATIENT STATUS AT CLINIC ▾ EQUALS ▾ Long Term Care ▾
 +

☒ ☐ ☐ Include patients that meet below criteria

Patient Panel ▾ PANELLED PRACTITIONER PRIMARY S ▾ IS ▾ True ▾
 +

☒ ☐ ☒ Include patients that DO NOT meet below criteria

Other Documents ▾ DOCUMENT NAME ▾ STARTS WITH ▾ Fecal Immunochemical Te ×
 DATE ▾ WITHIN [X] NUMBER OF YEARS ▾ 2 ×
 +

ESPCN – Quarterly – CRC Eligible

AND

✓

🔍

🔗

Include patients that meet below criteria

Patient Demographics

AGE

GREATER THAN or EQUAL TO

50

✕

AGE

LESS THAN or EQUAL TO

74

✕

+

✓

🔍

🔗

Include patients that meet below criteria

Patient Panel

PANELLED PRACTITIONER PRIMARY S

IS

True

✕

+

✓

🔍

🚫

Include patients that DO NOT meet below criteria

Patient Status at Clinic

PATIENT STATUS AT CLINIC

EQUALS

Inactive

✕

+

✓

🔍

🚫

Include patients that DO NOT meet below criteria

Patient Status at Clinic

PATIENT STATUS AT CLINIC

EQUALS

Long Term Care

✕

+

ESPCN – Quarterly – Diabetes Due

☒ ☐ ☒ Include patients that DO NOT meet below criteria

Patient Status at Clinic ▾ PATIENT STATUS AT CLINIC ▾ EQUALS ▾ Inactive ▾

+

☒ ☐ ☒ Include patients that DO NOT meet below criteria

Patient Status at Clinic ▾ PATIENT STATUS AT CLINIC ▾ EQUALS ▾ Long Term Care ▾

+

+

☒ ☐ ☐ Include patients that meet below criteria

Patient Demographics ▾ AGE ▾ GREATER THAN or EQUAL TO ▾ 40

+

☒ ☐ ☐ Include patients that meet below criteria

Patient Panel ▾ PANELLED PRACTITIONER PRIMARY S ▾ IS ▾ True ▾

+

☒ ☐ ☒ Include patients that DO NOT meet below criteria

i Labs + Investigations ▾ NAME ▾ STARTS WITH ▾ hemoglobin a1c ×
 DATE ▾ WITHIN [X] NUMBER OF YEARS ▾ 5 ×

+

☒ ☐ ☒ Include patients that DO NOT meet below criteria

i Labs + Investigations ▾ NAME ▾ STARTS WITH ▾ glucose, fasting ×
 DATE ▾ WITHIN [X] NUMBER OF YEARS ▾ 5 ×

+

☒ ☐ ☒ Include patients that DO NOT meet below criteria

i Results ▾ NAME ▾ STARTS WITH ▾ hemoglobin a1c ×
 DATE PERFORMED ▾ WITHIN [X] NUMBER OF YEARS ▾ 5 ×

+

☒ ☐ ☒ Include patients that DO NOT meet below criteria

i Results ▾ NAME ▾ STARTS WITH ▾ glucose, fasting ×
 DATE PERFORMED ▾ WITHIN [X] NUMBER OF YEARS ▾ 5 ×

+

☒ ☐ ☒ Include patients that DO NOT meet below criteria

Other Documents ▾ DOCUMENT NAME ▾ STARTS WITH ▾ hemoglobin a1c ×
 DATE ▾ WITHIN [X] NUMBER OF YEARS ▾ 5 ×



+

☒ ☐ ☒ Include patients that DO NOT meet below criteria

Other Documents ▾ DOCUMENT NAME ▾ STARTS WITH ▾ glucose, fasting ×
 DATE ▾ WITHIN [X] NUMBER OF YEARS ▾ 5 ×



ESPCN – Quarterly – Diabetes Eligible

AND ▾

✓   Include patients that meet below criteria



Patient Demographics ▾ AGE ▾ GREATER THAN or EQUAL TO ▾ 40

+

✓   Include patients that meet below criteria



Patient Panel ▾ PANELLED PRACTITIONER PRIMARY S' ▾ IS ▾ True ▾

+

✓   Include patients that DO NOT meet below criteria

Patient Status at Clinic ▾ PATIENT STATUS AT CLINIC ▾ EQUALS ▾ Inactive ▾

+

✓   Include patients that DO NOT meet below criteria

Patient Status at Clinic ▾ PATIENT STATUS AT CLINIC ▾ EQUALS ▾ Long Term Care ▾

+

ESPCN – Quarterly – Lipids Due

Include patients that DO NOT meet below criteria

Patient Status at Clinic

PATIENT STATUS AT CLINIC

EQUALS

Long Term Care

Include patients that meet below criteria

Patient Demographics

AGE

GREATER THAN or EQUAL TO

40

AGE

LESS THAN or EQUAL TO

74

+

Include patients that DO NOT meet below criteria

Medications (Current)

DRUG NAME

STARTS WITH

lipitor

+

Include patients that DO NOT meet below criteria

Medications (Current)

DRUG NAME

STARTS WITH

Zocor

+

Include patients that DO NOT meet below criteria

Medications (Current)

DRUG NAME

STARTS WITH

atorvastatin

+

Include patients that DO NOT meet below criteria

Medications (Current)

DRUG NAME

STARTS WITH

crestor

+

Include patients that DO NOT meet below criteria

Medications (Current)

DRUG NAME

STARTS WITH

pravachol

+

Include patients that DO NOT meet below criteria

Medications (Current)

DRUG NAME

STARTS WITH

simvastatin

+

Include patients that DO NOT meet below criteria

Medications (Current)

DRUG NAME

STARTS WITH

rosuvastatin

+

Include patients that DO NOT meet below criteria

Medications (Current)

DRUG NAME

STARTS WITH

pravastatin

+

AND

Include patients that DO NOT meet below criteria

i

Labs + Investigations

NAME

STARTS WITH

lipid

DATE

WITHIN [X] NUMBER OF YEARS

5

+

Include patients that DO NOT meet below criteria

i

Results

NAME

STARTS WITH

lipid

DATE PERFORMED

WITHIN [X] NUMBER OF YEARS

5

+

Include patients that DO NOT meet below criteria

Other Documents

DOCUMENT NAME

STARTS WITH

lipid

DATE

WITHIN [X] NUMBER OF YEARS

5

+

Include patients that DO NOT meet below criteria

i

Labs + Investigations

NAME

STARTS WITH

cholesterol

DATE

WITHIN [X] NUMBER OF YEARS

5

+

Include patients that DO NOT meet below criteria

i

Results

NAME

STARTS WITH

cholesterol

DATE PERFORMED

WITHIN [X] NUMBER OF YEARS

5

+

Include patients that DO NOT meet below criteria

Other Documents

DOCUMENT NAME

STARTS WITH

cholesterol

DATE

WITHIN [X] NUMBER OF YEARS

5

+

Include patients that meet below criteria

Patient Panel

PANELLED PRACTITIONER PRIMARY S

IS

True

+

Include patients that DO NOT meet below criteria

Patient Status at Clinic

PATIENT STATUS AT CLINIC

EQUALS

Inactive

+

ESPCN – Quarterly – Lipids Eligible

AND

✓

Include patients that meet below criteria

Patient Demographics

AGE

GREATER THAN or EQUAL TO

40

AGE

LESS THAN or EQUAL TO

74

+

✓

Include patients that DO NOT meet below criteria

Medications (Current)

DRUG NAME

STARTS WITH

lipitor

+

✓

Include patients that DO NOT meet below criteria

Medications (Current)

DRUG NAME

STARTS WITH

Zocor

+

✓

Include patients that DO NOT meet below criteria

Medications (Current)

DRUG NAME

STARTS WITH

atorvastatin

+

✓

Include patients that DO NOT meet below criteria

Medications (Current)

DRUG NAME

STARTS WITH

crestor

+

✓

Include patients that DO NOT meet below criteria

Medications (Current)

DRUG NAME

STARTS WITH

pravachol

+

✓

Include patients that DO NOT meet below criteria

Medications (Current)

DRUG NAME

STARTS WITH

simvastatin

+

✓

Include patients that DO NOT meet below criteria

Medications (Current)

DRUG NAME

STARTS WITH

rosuvastatin

+

✓

Include patients that DO NOT meet below criteria

Medications (Current)

DRUG NAME

STARTS WITH

pravastatin

+

✓

Include patients that meet below criteria

Patient Panel

PANELLED PRACTITIONER PRIMARY S

IS

True

+

✓

Include patients that DO NOT meet below criteria

Patient Status at Clinic

PATIENT STATUS AT CLINIC

EQUALS

Inactive

+

✓

Include patients that DO NOT meet below criteria

Patient Status at Clinic


PATIENT STATUS AT CLINIC

EQUALS


Long Term Care

+


ESPCN – Quarterly – CV Risk Due

☒  ☐ Include patients that meet below criteria


Patient Demographics > AGE > GREATER THAN or EQUAL TO > 40
 AGE > LESS THAN or EQUAL TO > 74
 +

☒  ☒ Include patients that DO NOT meet below criteria


Medications (Current) > DRUG NAME > STARTS WITH > lipitor
 +

☒  ☒ Include patients that DO NOT meet below criteria


Medications (Current) > DRUG NAME > STARTS WITH > Zocor
 +

☒  ☒ Include patients that DO NOT meet below criteria


Medications (Current) > DRUG NAME > STARTS WITH > atorvastatin
 +

☒  ☒ Include patients that DO NOT meet below criteria


Medications (Current) > DRUG NAME > STARTS WITH > crestor
 +

☒  ☒ Include patients that DO NOT meet below criteria

Medications (Current) > DRUG NAME > STARTS WITH > pravachol
 +

☒  ☒ Include patients that DO NOT meet below criteria

Medications (Current) > DRUG NAME > STARTS WITH > simvastatin
 +

☒  ☒ Include patients that DO NOT meet below criteria

Medications (Current) > DRUG NAME > STARTS WITH > rosuvastatin
 +

☒ ☐ ☒ Include patients that DO NOT meet below criteria

Medications (Current) ▾

DRUG NAME ▾

STARTS WITH ▾

pravastatin

+

☒ ☐ ☒ Include patients that DO NOT meet below criteria

i Labs + Investigations ▾

NAME ▾

STARTS WITH ▾

cholesterol

×

DATE ▾

WITHIN [X] NUMBER OF YEARS ▾

5

×

+

☒ ☐ ☒ Include patients that DO NOT meet below criteria

i Labs + Investigations ▾

NAME ▾

STARTS WITH ▾

total cholesterol

×

DATE ▾

WITHIN [X] NUMBER OF YEARS ▾

5

×

+

☒ ☐ ☒ Include patients that DO NOT meet below criteria

i Labs + Investigations ▾

NAME ▾

STARTS WITH ▾

HDL

×

DATE ▾

WITHIN [X] NUMBER OF YEARS ▾

5

×

+

☒ ☐ ☒ Include patients that DO NOT meet below criteria

i Labs + Investigations ▾

NAME ▾

STARTS WITH ▾

low density lipoprotein

×

DATE ▾

WITHIN [X] NUMBER OF YEARS ▾

5

×

+

☒ ☐ ☒ Include patients that DO NOT meet below criteria

i Labs + Investigations ▾

NAME ▾

STARTS WITH ▾

LDL

×

DATE ▾

WITHIN [X] NUMBER OF YEARS ▾

5

×

+

☒ ☐ ☒ Include patients that DO NOT meet below criteria

Other Documents ▾

DOCUMENT NAME ▾

STARTS WITH ▾

Framingham Risk

×

DATE ▾

WITHIN [X] NUMBER OF YEARS ▾

5

×

+

Include patients that meet below criteria

Patient Panel

PANELLED PRACTITIONER PRIMARY S

IS

True

+

Include patients that DO NOT meet below criteria

Patient Status at Clinic

PATIENT STATUS AT CLINIC

EQUALS

Inactive

+

Include patients that DO NOT meet below criteria

Patient Status at Clinic

PATIENT STATUS AT CLINIC

EQUALS

Long Term Care

+

Include patients that DO NOT meet below criteria

Calculators

CALCULATOR NAME

EQUALS

Framingham Risk Score

×

DATE CALCULATED

WITHIN [X] NUMBER OF YEARS

5

×

+

Include patients that DO NOT meet below criteria

Other Documents

DOCUMENT NAME

STARTS WITH

cardiovascular

×

DATE

WITHIN [X] NUMBER OF YEARS

5

×

+

Include patients that DO NOT meet below criteria

Calculators

CALCULATOR NAME

EQUALS

Framingham ASCVD 10 Year Risk

×

DATE CALCULATED

WITHIN [X] NUMBER OF YEARS

5

×

+

OR

ND

☒ ☐ ☐ Include patients that meet below criteria

Patient Demographics
AGE
GREATER THAN or EQUAL TO
40

AGE
LESS THAN or EQUAL TO
74

+

☒ ☐ ☐ Include patients that DO NOT meet below criteria

Medications (Current)
DRUG NAME
STARTS WITH
lipitor

+

☒ ☐ ☐ Include patients that DO NOT meet below criteria

Medications (Current)
DRUG NAME
STARTS WITH
Zocor

+

☒ ☐ ☐ Include patients that DO NOT meet below criteria

Medications (Current)
DRUG NAME
STARTS WITH
atorvastatin

+

☒ ☐ ☐ Include patients that DO NOT meet below criteria

Medications (Current)
DRUG NAME
STARTS WITH
crestor

+

☒ ☐ ☐ Include patients that DO NOT meet below criteria

Medications (Current)
DRUG NAME
STARTS WITH
pravachol

+

☒ ☐ ☐ Include patients that DO NOT meet below criteria

Medications (Current)
DRUG NAME
STARTS WITH
simvastatin

+

☒ ☐ ☐ Include patients that DO NOT meet below criteria

Medications (Current)
DRUG NAME
STARTS WITH
rosuvastatin

+

☒ ☐ ☐ Include patients that DO NOT meet below criteria

Medications (Current)
DRUG NAME
STARTS WITH
pravastatin

☒
☐
☐
Include patients that meet below criteria

Patient Panel ▼
PANELLED PRACTITIONER PRIMARY S ▼
IS ▼
True ▼

+

☒
☐
☒
Include patients that DO NOT meet below criteria

Patient Status at Clinic ▼
PATIENT STATUS AT CLINIC ▼
EQUALS ▼
Inactive ▼

+

☒
☐
☒
Include patients that DO NOT meet below criteria

Patient Status at Clinic ▼
PATIENT STATUS AT CLINIC ▼
EQUALS ▼
Long Term Care ▼

+

OUTREACH QUERIES

ESPCN – Outreach – Pediatrics, No Appt. in 2 Years

(exclude the patients have booked an appointment in next 3 mths, please Update the 'date' field before getting the baseline number) I.e. 'no Appointment Date After' - **choose "current date" from calendar**

✓ Include patients that DO NOT meet below criteria

Appointments ▾ DATE ▾ WITHIN [X] NUMBER OF YEARS ▾ 2

+

✓ Include patients that DO NOT meet below criteria

Appointments ▾ DATE ▾ AFTER [DATE] ▾ 2024-10-28

+

AND ▾

✓ Include patients that meet below criteria

Patient Panel ▾ PANELLED PRACTITIONER PRIMARY S ▾ IS ▾ True ▾

+

✓ Include patients that DO NOT meet below criteria

Patient Status at Clinic ▾ PATIENT STATUS AT CLINIC ▾ EQUALS ▾ Inactive ▾

+

✓ Include patients that DO NOT meet below criteria

Patient Status at Clinic ▾ PATIENT STATUS AT CLINIC ▾ EQUALS ▾ Long Term Care ▾

+

✓ Include patients that meet below criteria

Patient Demographics ▾ AGE ▾ GREATER THAN or EQUAL TO ▾ 0

AGE ▾ LESS THAN or EQUAL TO ▾ 17

ESPCN – Outreach – Adults, No Appt. in 3 Years

AND

✓

🗑️

🔴

Include patients that DO NOT meet below criteria

Appointments

DATE

WITHIN [X] NUMBER OF YEARS

3

+

✓

🗑️

🔴

Include patients that DO NOT meet below criteria

Appointments

DATE

AFTER [DATE]

2025-02-18

📅

+

✓

🗑️

🔵

Include patients that meet below criteria

Patient Panel

PANELLED PRACTITIONER PRIMARY S

IS

True

+

✓

🗑️

🔴

Include patients that DO NOT meet below criteria

Patient Status at Clinic

PATIENT STATUS AT CLINIC

EQUALS

Inactive

+

✓

🗑️

🔴

Include patients that DO NOT meet below criteria

Patient Status at Clinic

PATIENT STATUS AT CLINIC

EQUALS

Long Term Care

+

✓

🗑️

🔵

Include patients that meet below criteria

Patient Demographics

AGE

GREATER THAN or EQUAL TO

18

✕

AGE

LESS THAN or EQUAL TO

74

✕

+

ESPCN – Outreach – 75+, No Appt. in 1 Year

AND ▾

✓

🗑

🔴

Include patients that DO NOT meet below criteria

Appointments ▾

DATE ▾

AFTER [DATE] ▾

2025-02-18

✓

🗑

🔵

Include patients that meet below criteria

Patient Panel ▾

PANELLED PRACTITIONER PRIMARY S ▾

IS ▾

True ▾

+

✓

🗑

🔴

Include patients that DO NOT meet below criteria

Patient Status at Clinic ▾

PATIENT STATUS AT CLINIC ▾

EQUALS ▾

Inactive ▾

+

✓

🗑

🔴

Include patients that DO NOT meet below criteria

Patient Status at Clinic ▾

PATIENT STATUS AT CLINIC ▾

EQUALS ▾

Long Term Care ▾

+

✓

🗑

🔵

Include patients that meet below criteria

Patient Demographics ▾

AGE ▾

GREATER THAN or EQUAL TO ▾

75

+

✓

🗑

🔴

Include patients that DO NOT meet below criteria

Appointments ▾

DATE ▾

WITHIN [X] NUMBER OF YEARS ▾

1

+

***2025 May QI Team confirmed the Chronic Disease query and the Screening Outreach queries are limited to patients seen in last 3 years. The patient list is free of duplicates patient already contacted from the 'Adult No Appt in 3 Years Outreach during the same rotation.**

ESPCN – Outreach – Pap due, No Appt. in 1 Year *revised*

Include patients that meet below criteria

Patient Panel

PANELLED PRACTITIONER PRIMARY S

IS

True

+

Include patients that meet below criteria

Appointments

DATE

WITHIN [X] NUMBER OF YEARS

3

+

Include patients that DO NOT meet below criteria

Appointments

DATE

WITHIN [X] NUMBER OF YEARS

1

+

Include patients that DO NOT meet below criteria

Patient Status at Clinic

PATIENT STATUS AT CLINIC

EQUALS

Long Term Care

+

Include patients that DO NOT meet below criteria

Patient Status at Clinic

PATIENT STATUS AT CLINIC

EQUALS

Inactive

+

AND

ESPCN – Outreach – Mammo Due, No Appt. in 1 Year *revised*

AND

✓ Include patients that meet below criteria

Patient Demographics

SEX

EQUALS

Female

+

✓ Include patients that meet below criteria

Patient Demographics

AGE

GREATER THAN or EQUAL TO

45

×

AGE

LESS THAN or EQUAL TO

74

×

+

✓ Include patients that DO NOT meet below criteria

i

Results

CATEGORY

STARTS WITH

Mammo

×

DATE PERFORMED

WITHIN [X] NUMBER OF YEARS

2

+

✓ Include patients that DO NOT meet below criteria

i

Results

NAME

STARTS WITH

Bilateral Mammo

×

DATE PERFORMED

WITHIN [X] NUMBER OF YEARS

2

+

✓ Include patients that DO NOT meet below criteria

Other Documents

DOCUMENT NAME

STARTS WITH

Mammogram

×

DATE

WITHIN [X] NUMBER OF YEARS

2

×

+

i

Labs + Investigations

NAME

EQUALS

Mammogram

×

DATE

WITHIN [X] NUMBER OF YEARS

2

+

✓ Include patients that DO NOT meet below criteria

i

Results

NAME

STARTS WITH

Bilateral Mammogram

×

DATE PERFORMED

WITHIN [X] NUMBER OF YEARS

2

+

✓ Include patients that DO NOT meet below criteria

i

Labs + Investigations

NAME

STARTS WITH

Bilateral Mammogram

×

DATE

WITHIN [X] NUMBER OF YEARS

2

+

✓ Include patients that meet below criteria

Patient Panel ▾ PANELLED PRACTITIONER PRIMARY S' ▾ IS ▾ True ▾

+

✓ Include patients that DO NOT meet below criteria

Appointments ▾ DATE ▾ WITHIN [X] NUMBER OF YEARS ▾ 1 ▾

+

AND ▾

✓ Include patients that DO NOT meet below criteria

Patient Status at Clinic ▾ PATIENT STATUS AT CLINIC ▾ EQUALS ▾ Long Term Care ▾

+

✓ Include patients that DO NOT meet below criteria

Patient Status at Clinic ▾ PATIENT STATUS AT CLINIC ▾ EQUALS ▾ Inactive ▾

+

+

✓ Include patients that meet below criteria

Appointments ▾ DATE ▾ WITHIN [X] NUMBER OF YEARS ▾ 3 ▾

+

ESPCN – Outreach – CRC Due, No Appt. in 1 Year *revised*

✓ Include patients that meet below criteria

Patient Demographics ▾ AGE ▾ GREATER THAN or EQUAL TO ▾ 50 ▾ ✕

AGE ▾ LESS THAN or EQUAL TO ▾ 74 ▾ ✕

+

✓ Include patients that DO NOT meet below criteria

i Results ▾ NAME ▾ STARTS WITH ▾ Fecal Immunochemical T_i ▾ ✕

DATE PERFORMED ▾ WITHIN [X] NUMBER OF YEARS ▾ 2 ▾ ✕

+

✓ Include patients that DO NOT meet below criteria

i Results ▾ CATEGORY ▾ STARTS WITH ▾ Colonoscopy ▾ ✕

DATE PERFORMED ▾ WITHIN [X] NUMBER OF YEARS ▾ 10 ▾ ✕

+

✓ Include patients that DO NOT meet below criteria

i Labs + Investigations ▾ NAME ▾ STARTS WITH ▾ Colonoscopy ▾ ✕

DATE ▾ WITHIN [X] NUMBER OF YEARS ▾ 10 ▾ ✕

+

✓ Include patients that DO NOT meet below criteria

Other Documents ▾ DOCUMENT NAME ▾ STARTS WITH ▾ Colonoscopy ▾ ✕

DATE ▾ WITHIN [X] NUMBER OF YEARS ▾ 10 ▾ ✕

+

✓ Include patients that DO NOT meet below criteria

Other Documents ▾ DOCUMENT NAME ▾ STARTS WITH ▾ Sigmoidoscopy ▾ ✕

DATE ▾ WITHIN [X] NUMBER OF YEARS ▾ 5 ▾ ✕

+

✓ Include patients that DO NOT meet below criteria

i Labs + Investigations ▾ NAME ▾ STARTS WITH ▾ Fecal Immunochemical te ▾ ✕

DATE ▾ WITHIN [X] NUMBER OF YEARS ▾ 2 ▾ ✕

+

AND ▾

i Labs + Investigations ▾ NAME ▾ STARTS WITH ▾ Sigmoidoscopy ▾ ✕

DATE ▾ WITHIN [X] NUMBER OF YEARS ▾ 5 ▾ ✕

+

✓ Include patients that DO NOT meet below criteria

i Results ▾ NAME ▾ STARTS WITH ▾ sigmoidoscopy ▾ ✕

DATE PERFORMED ▾ WITHIN [X] NUMBER OF YEARS ▾ 5 ▾ ✕

+

✓ Include patients that DO NOT meet below criteria

Other Documents ▾ DOCUMENT NAME ▾ STARTS WITH ▾ Fecal Immunochemical T_i ▾ ✕

DATE ▾ WITHIN [X] NUMBER OF YEARS ▾ 2 ▾ ✕

+

✓ Include patients that meet below criteria

Patient Panel ▾ PANELLED PRACTITIONER PRIMARY S' ▾ IS ▾ True ▾

+

✓ Include patients that meet below criteria

Appointments ▾ DATE ▾ WITHIN [X] NUMBER OF YEARS ▾ 3 ▾

+

✓ Include patients that DO NOT meet below criteria

Appointments ▾ DATE ▾ WITHIN [X] NUMBER OF YEARS ▾ 1 ▾

+

AND ▾

✓ Include patients that DO NOT meet below criteria

Patient Status at Clinic ▾ PATIENT STATUS AT CLINIC ▾ EQUALS ▾ Inactive ▾

+



✓ Include patients that DO NOT meet below criteria

Patient Status at Clinic ▾ PATIENT STATUS AT CLINIC ▾ EQUALS ▾ Long Term Care ▾

+

ESPCN – Outreach – Diabetes Due, No Appt. in 1 Year *revised*

AND

✓   Include patients that meet below criteria



Patient Demographics

AGE

GREATER THAN or EQUAL TO

40

+

✓   Include patients that meet below criteria



Patient Panel

PANELLED PRACTITIONER PRIMARY S

IS

True

+

✓   Include patients that DO NOT meet below criteria

i Labs + Investigations

NAME

STARTS WITH



hemoglobin a1c

DATE

WITHIN [X] NUMBER OF YEARS

5

+

✓   Include patients that DO NOT meet below criteria

i Labs + Investigations

NAME

STARTS WITH



glucose, fasting

DATE

WITHIN [X] NUMBER OF YEARS

5

+

✓   Include patients that DO NOT meet below criteria

i Results

NAME

STARTS WITH



hemoglobin a1c

DATE PERFORMED

WITHIN [X] NUMBER OF YEARS

5

+

✓   Include patients that DO NOT meet below criteria

i Results

NAME

STARTS WITH


glucose, fasting

DATE PERFORMED

WITHIN [X] NUMBER OF YEARS

5

+

✓   Include patients that DO NOT meet below criteria

Other Documents

DOCUMENT NAME

STARTS WITH



hemoglobin a1c

DATE

WITHIN [X] NUMBER OF YEARS

5

+

✓   Include patients that DO NOT meet below criteria

Other Documents

DOCUMENT NAME

STARTS WITH



glucose, fasting

DATE

WITHIN [X] NUMBER OF YEARS

5

+

✓   Include patients that meet below criteria


Patient Panel

PANELLED PRACTITIONER PRIMARY S

IS

True

+

✓   Include patients that meet below criteria



Appointments

DATE

WITHIN [X] NUMBER OF YEARS

3

+

✓   Include patients that DO NOT meet below criteria



Appointments

DATE

WITHIN [X] NUMBER OF YEARS

1

+

✓   Include patients that DO NOT meet below criteria


Patient Status at Clinic

PATIENT STATUS AT CLINIC

EQUALS

Long Term Care

+

✓   Include patients that DO NOT meet below criteria

Patient Status at Clinic

PATIENT STATUS AT CLINIC

EQUALS

Inactive

+

AND

ESPCN – Outreach – Lipids Due, No Appt. in 1 Year *revised*



[illegible]

QI QUERIES

ESPCN – Quarterly QI – Chronic Disease Patients (All Ages)



AND

OR

✓   Include patients that meet below criteria



Medical History (Health Profile section) ICD9 EQUALS 250

+

✓   Include patients that meet below criteria



Medical History (Health Profile section) ICD9 EQUALS 401

+

✓   Include patients that meet below criteria



Medical History (Health Profile section) ICD9 EQUALS 410

+

✓   Include patients that meet below criteria



Medical History (Health Profile section) ICD9 EQUALS 411

+

✓   Include patients that meet below criteria



Medical History (Health Profile section) ICD9 EQUALS 412

+

✓   Include patients that meet below criteria



Medical History (Health Profile section) ICD9 EQUALS 413

+

✓   Include patients that meet below criteria



Medical History (Health Profile section) ICD9 EQUALS 414

+

✓   Include patients that meet below criteria



Medical History (Health Profile section) ICD9 EQUALS 414

+

✓   Include patients that meet below criteria



Medical History (Health Profile section) ICD9 EQUALS 420

+

✓   Include patients that meet below criteria



Medical History (Health Profile section) ICD9 EQUALS 421

+

✓   Include patients that meet below criteria



Medical History (Health Profile section) ICD9 EQUALS 422

+

✓   Include patients that meet below criteria



Medical History (Health Profile section) ICD9 EQUALS 423

+

✓   Include patients that meet below criteria



Medical History (Health Profile section) ICD9 EQUALS 424

+

✓   Include patients that meet below criteria



Medical History (Health Profile section) ICD9 EQUALS 425

+

✓   Include patients that meet below criteria



Medical History (Health Profile section) ICD9 EQUALS 426

+

✓   Include patients that meet below criteria



Medical History (Health Profile section) ICD9 EQUALS 427

+

✓   Include patients that meet below criteria



Medical History (Health Profile section) ICD9 EQUALS 428

+

✓   Include patients that meet below criteria



Medical History (Health Profile section) ICD9 EQUALS 429

+

✓   Include patients that meet below criteria



Medical History (Health Profile section) ICD9 EQUALS 440

+

✓   Include patients that meet below criteria



Medical History (Health Profile section) ICD9 EQUALS 441

+

✓   Include patients that meet below criteria



Medical History (Health Profile section) ICD9 EQUALS 491

+

✓   Include patients that meet below criteria

Medical History (Health Profile section) ICD9 EQUALS 492



+

✓   Include patients that meet below criteria

Medical History (Health Profile section) ICD9 EQUALS 496



+

+

✓   Include patients that meet below criteria

Medical History (Health Profile section) ICD9 EQUALS 585



+

✓   Include patients that meet below criteria

Medical History (Health Profile section) ICD9 EQUALS 586



+

+

✓   Include patients that DO NOT meet below criteria



Patient Status at Clinic PATIENT STATUS AT CLINIC EQUALS Long Term Care

+

✓   Include patients that meet below criteria

Patient Panel PANELLED PRACTITIONER PRIMARY S IS True

+

✓   Include patients that DO NOT meet below criteria

Patient Status at Clinic PATIENT STATUS AT CLINIC EQUALS Inactive

+

ESPCN – Quarterly QI – Chronic Disease Patients (All Ages) Seen in the Last Year

☒ ☐ ☐ Include patients that meet below criteria

Appointments ▾
 DATE ▾
 WITHIN [X] NUMBER OF YEARS ▾
 1
 ✕

STATUS ▾
 EQUALS ▾
 Billed ▾
 ✕

+

☒ ☐ ☐ Include patients that meet below criteria

Medical History (Health Profile section ▾
 ICD9 ▾
 EQUALS ▾
 250

+

☒ ☐ ☐ Include patients that meet below criteria

Medical History (Health Profile section ▾
 ICD9 ▾
 EQUALS ▾
 401

+

☒ ☐ ☐ Include patients that meet below criteria

Medical History (Health Profile section ▾
 ICD9 ▾
 EQUALS ▾
 410

+

☒ ☐ ☐ Include patients that meet below criteria

Medical History (Health Profile section ▾
 ICD9 ▾
 EQUALS ▾
 411

+

☒ ☐ ☐ Include patients that meet below criteria

Medical History (Health Profile section ▾
 ICD9 ▾
 EQUALS ▾
 412

+

☒ ☐ ☐ Include patients that meet below criteria

Medical History (Health Profile section ▾
 ICD9 ▾
 EQUALS ▾
 413

AND

OR

☒ ☐ ☐ Include patients that meet below criteria

Medical History (Health Profile section)

ICD9

EQUALS

414

+

☒ ☐ ☐ Include patients that meet below criteria

Medical History (Health Profile section)

ICD9

EQUALS

420

+

☒ ☐ ☐ Include patients that meet below criteria

Medical History (Health Profile section)

ICD9

EQUALS

421

+

☒ ☐ ☐ Include patients that meet below criteria

Medical History (Health Profile section)

ICD9

EQUALS

422

+

☒ ☐ ☐ Include patients that meet below criteria

Medical History (Health Profile section)

ICD9

EQUALS

423

+

☒ ☐ ☐ Include patients that meet below criteria

Medical History (Health Profile section)

ICD9

EQUALS

424

+

☒ ☐ ☐ Include patients that meet below criteria

Medical History (Health Profile section)

ICD9

EQUALS

425

+

☒ ☐ ☐ Include patients that meet below criteria

Medical History (Health Profile section)

ICD9

EQUALS

426

☒ ☐ Include patients that meet below criteria

Medical History (Health Profile section ▾) ICD9 ▾ EQUALS ▾ 427

+

☒ ☐ Include patients that meet below criteria

Medical History (Health Profile section ▾) ICD9 ▾ EQUALS ▾ 428

+

☒ ☐ Include patients that meet below criteria

Medical History (Health Profile section ▾) ICD9 ▾ EQUALS ▾ 429

+

☒ ☐ Include patients that meet below criteria

Medical History (Health Profile section ▾) ICD9 ▾ EQUALS ▾ 440

+

☒ ☐ Include patients that meet below criteria

Medical History (Health Profile section ▾) ICD9 ▾ EQUALS ▾ 441

+

☒ ☐ Include patients that meet below criteria

Medical History (Health Profile section ▾) ICD9 ▾ EQUALS ▾ 491

+

☒ ☐ Include patients that meet below criteria

Medical History (Health Profile section ▾) ICD9 ▾ EQUALS ▾ 492

+

☒ ☐ Include patients that meet below criteria

Medical History (Health Profile section ▾) ICD9 ▾ EQUALS ▾ 496

☒ ☐ ☐ Include patients that meet below criteria

Medical History (Health Profile section ▾)	ICD9 ▾	EQUALS ▾	585
--	--------	----------	-----

+

☒ ☐ ☐ Include patients that meet below criteria

Medical History (Health Profile section ▾)	ICD9 ▾	EQUALS ▾	586
--	--------	----------	-----

+

☒ ☐ ☒ Include patients that DO NOT meet below criteria

Patient Status at Clinic ▾	PATIENT STATUS AT CLINIC ▾	EQUALS ▾	Long Term Care ▾
----------------------------	----------------------------	----------	------------------

+

☒ ☐ ☐ Include patients that meet below criteria

Patient Panel ▾	PANELLED PRACTITIONER PRIMARY S' ▾	IS ▾	True ▾
-----------------	------------------------------------	------	--------

+

☒ ☐ ☒ Include patients that DO NOT meet below criteria

Patient Status at Clinic ▾	PATIENT STATUS AT CLINIC ▾	EQUALS ▾	Inactive ▾
----------------------------	----------------------------	----------	------------

+

ESPCN – Quarterly QI – Patients 75+

AND

✓

🔍

🔗

Include patients that meet below criteria

Patient Panel

PANELLED PRACTITIONER PRIMARY S

IS

True

+

✓

🔍

🚫

Include patients that DO NOT meet below criteria

Patient Status at Clinic

PATIENT STATUS AT CLINIC

EQUALS

Inactive

+

✓

🔍

🚫

Include patients that DO NOT meet below criteria

Patient Status at Clinic

PATIENT STATUS AT CLINIC

EQUALS

Long Term Care

+

✓

🔍

🔗

Include patients that meet below criteria

Patient Demographics

AGE

GREATER THAN or EQUAL TO

75

+

ESPCN – Quarterly QI – Patients 75+ Seen in the Last Year

AND

✓

🔍

🔗

Include patients that meet below criteria

Patient Panel

PANELLED PRACTITIONER PRIMARY S

IS

True

+

✓

🔍

🚫

Include patients that DO NOT meet below criteria

Patient Status at Clinic

PATIENT STATUS AT CLINIC

EQUALS

Inactive

+

✓

🔍

🚫

Include patients that DO NOT meet below criteria

Patient Status at Clinic

PATIENT STATUS AT CLINIC

EQUALS

Long Term Care

+

✓

🔍

🔗

Include patients that meet below criteria

Patient Demographics

AGE

GREATER THAN or EQUAL TO

75

+

✓

🔍

🔗

Include patients that meet below criteria

Appointments

DATE

WITHIN [X] NUMBER OF YEARS

1

+

✓

🔍

🔗

Include patients that meet below criteria

Appointments

STATUS

EQUALS

Billed

+

ESPCN – Quarterly QI – Patients (All Ages)

AND

✓

Include patients that meet below criteria

Patient Demographics

AGE

GREATER THAN or EQUAL TO

0

+

✓

Include patients that meet below criteria

Patient Demographics

AGE

LESS THAN or EQUAL TO

150

+

✓

Include patients that meet below criteria

Patient Panel

PANELLED PRACTITIONER PRIMARY S

IS

True

+

✓

Include patients that DO NOT meet below criteria

Patient Status at Clinic

PATIENT STATUS AT CLINIC

EQUALS

Inactive

+

✓

Include patients that DO NOT meet below criteria

Patient Status at Clinic

PATIENT STATUS AT CLINIC

EQUALS

Long Term Care

+

ESPCN – Quarterly QI – Patients (All Ages) Seen in the Last 3 Years

AND

✓

🔍

🕒

Include patients that meet below criteria

Appointments

DATE

WITHIN [X] NUMBER OF YEARS

3

+

✓

🔍

🕒

Include patients that meet below criteria

Patient Panel

PANELLED PRACTITIONER PRIMARY S

IS

True

+

✓

🔍

🚫

Include patients that DO NOT meet below criteria

Patient Status at Clinic

PATIENT STATUS AT CLINIC

EQUALS

Long Term Care

+

✓

🔍

🚫

Include patients that DO NOT meet below criteria

Patient Status at Clinic

PATIENT STATUS AT CLINIC

EQUALS

Inactive

+

+

ESPCN – Quarterly QI – Patients with Diabetes (Denominator)

AND

✓

🗑

🔗

Include patients that meet below criteria

Patient Demographics

AGE

GREATER THAN or EQUAL TO

18

+

✓

🗑

🔗

Include patients that meet below criteria

Patient Panel

PANELLED PRACTITIONER PRIMARY S

IS

True

+

✓

🗑

🔴

Include patients that DO NOT meet below criteria

Patient Status at Clinic

PATIENT STATUS AT CLINIC

EQUALS

Inactive

+

✓

🗑

🔴

Include patients that DO NOT meet below criteria

Patient Status at Clinic

PATIENT STATUS AT CLINIC

EQUALS

Long Term Care

+

✓

🗑

🔗

Include patients that meet below criteria

Medical History (Health Profile section)

ICD9

EQUALS

250

+

✓

🗑

🔗

Include patients that meet below criteria

i

Labs + Investigations

NAME

EQUALS

hemoglobin A1c

×

NUMERIC VALUE

GREATER THAN or EQUAL TO

6.5

×

+

✓

🗑

🔗

Include patients that meet below criteria

i

Labs + Investigations

NAME

EQUALS

glucose, fasting

×

NUMERIC VALUE

GREATER THAN or EQUAL TO

7

×

+

OR

ESPCN – Quarterly QI – Patients with Diabetes with an A1c in the Last 6 Months

AND

✓

🔍

🔗

Include patients that meet below criteria

Patient Demographics

AGE

GREATER THAN or EQUAL TO

18

+

✓

🔍

🔗

Include patients that meet below criteria

Patient Panel

PANELLED PRACTITIONER PRIMARY S

IS

True

+

✓

🔍

🚫

Include patients that DO NOT meet below criteria

Patient Status at Clinic

PATIENT STATUS AT CLINIC

EQUALS

Inactive

+

✓

🔍

🚫

Include patients that DO NOT meet below criteria

Patient Status at Clinic

PATIENT STATUS AT CLINIC

EQUALS

Long Term Care

+

✓

🔍

🔗

Include patients that meet below criteria

Medical History (Health Profile section)

ICD9

EQUALS

250

+

✓

🔍

🔗

Include patients that meet below criteria

i

Labs + Investigations

NAME

EQUALS

hemoglobin A1c

×

NUMERIC VALUE

GREATER THAN or EQUAL TO

6.5

+

✓

🔍

🔗

Include patients that meet below criteria

i

Labs + Investigations

NAME

EQUALS

glucose, fasting

×

NUMERIC VALUE

GREATER THAN or EQUAL TO

7

+

✓

🔍

🔗

Include patients that meet below criteria

i

Labs + Investigations

NAME

EQUALS

hemoglobin A1c

×

DATE

WITHIN [X] NUMBER OF MONTHS



6

+

OR

ESPCN – Quarterly QI – Patients with Diabetes with a DFE in the Last Year

AND

✓   Include patients that meet below criteria



Patient Demographics

AGE

GREATER THAN or EQUAL TO

18

+

✓   Include patients that meet below criteria




Patient Panel

PANELLED PRACTITIONER PRIMARY S

IS

True

+

✓    Include patients that DO NOT meet below criteria




Patient Status at Clinic

PATIENT STATUS AT CLINIC

EQUALS

Inactive

+

✓    Include patients that DO NOT meet below criteria



Patient Status at Clinic

PATIENT STATUS AT CLINIC

EQUALS

Long Term Care

+

✓   Include patients that meet below criteria

Medical History (Health Profile section)



ICD9

EQUALS

250

+

OR

✓   Include patients that meet below criteria

Labs + Investigations

NAME

EQUALS

hemoglobin A1c



×

NUMERIC VALUE

GREATER THAN or EQUAL TO

6.5

+

✓   Include patients that meet below criteria

Labs + Investigations

NAME

EQUALS

glucose, fasting

×



NUMERIC VALUE

GREATER THAN or EQUAL TO

7

+

OR

✓   Include patients that meet below criteria

Other Documents

DOCUMENT NAME

STARTS WITH

diabetes foot

×



DATE

WITHIN [X] NUMBER OF YEARS

1

×

+

✓   Include patients that meet below criteria

Other Documents

DOCUMENT NAME

STARTS WITH

Diabetic foot screen

×



DATE

WITHIN [X] NUMBER OF YEARS

1

×

+

✓   Include patients that meet below criteria

Other Documents

DOCUMENT NAME

STARTS WITH

Diabetic foot exam

×



DATE

WITHIN [X] NUMBER OF YEARS

1

×

+

✓   Include patients that meet below criteria

Other Documents

DOCUMENT NAME

STARTS WITH

Inlow's 60 second

×



DATE

WITHIN [X] NUMBER OF YEARS

1

×

+

✓   Include patients that meet below criteria

Other Documents

DOCUMENT NAME

STARTS WITH

AHS Diabetes Foot Screer

×

DATE

WITHIN [X] NUMBER OF YEARS

1

×

+

ESPCN Quarterly QI - Pts with DM, A1C result-1 year (Denominator)

AND

✓

🔍

🔗

Include patients that meet below criteria

Patient Demographics

AGE

GREATER THAN or EQUAL TO

18

+

✓

🔍

🔗

Include patients that meet below criteria

Patient Panel

PANELLED PRACTITIONER PRIMARY S

IS

True

+

✓

🔍

🚫

Include patients that DO NOT meet below criteria

Patient Status at Clinic

PATIENT STATUS AT CLINIC

EQUALS

Inactive

+

✓

🔍

🚫

Include patients that DO NOT meet below criteria

Patient Status at Clinic

PATIENT STATUS AT CLINIC

EQUALS

Long Term Care

+

✓

🔍

🔗

Include patients that meet below criteria

Medical History (Health Profile section)

ICD9

STARTS WITH

250

+

✓

🔍

🔗

Include patients that meet below criteria

🔍

Labs + Investigations

NAME

EQUALS

Hemoglobin a1c

×

NUMERIC VALUE

GREATER THAN or EQUAL TO

6.5

+

✓

🔍

🔗

Include patients that meet below criteria

🔍

Labs + Investigations

NAME

EQUALS

Glucose, fasting

×

NUMERIC VALUE

GREATER THAN or EQUAL TO

7

+

+

✓

🔍

🔗

Include patients that meet below criteria

🔍

Labs + Investigations

NAME

EQUALS

Hemoglobin a1c

×

DATE

WITHIN [X] NUMBER OF YEARS

1

×

+

ESPCN Quarterly QI – Pts with DM, A1C result, uncontrolled-1 year (Numerator)

AND

Include patients that meet below criteria

Patient Demographics ▾ AGE ▾ GREATER THAN or EQUAL TO ▾ 18

+

Include patients that meet below criteria

Patient Panel ▾ PANELLED PRACTITIONER PRIMARY S ▾ IS ▾ True ▾

+

Include patients that DO NOT meet below criteria

Patient Status at Clinic ▾ PATIENT STATUS AT CLINIC ▾ EQUALS ▾ Inactive ▾

+

Include patients that DO NOT meet below criteria

Patient Status at Clinic ▾ PATIENT STATUS AT CLINIC ▾ EQUALS ▾ Long Term Care ▾

+

Include patients that meet below criteria

Medical History (Health Profile section ▾ ICD9 ▾ STARTS WITH ▾ 250

+

OR

Include patients that meet below criteria

i Labs + Investigations ▾ NAME ▾ EQUALS ▾ Hemoglobin A1c ▾ x

NUMERIC VALUE ▾ GREATER THAN or EQUAL TO ▾ 6.5

+

Include patients that meet below criteria

i Labs + Investigations ▾ NAME ▾ EQUALS ▾ Glucose, fasting ▾ x

NUMERIC VALUE ▾ GREATER THAN or EQUAL TO ▾ 7

+

+

Include patients that meet below criteria

i Labs + Investigations ▾ NAME ▾ EQUALS ▾ hemoglobin a1c ▾ x

NUMERIC VALUE ▾ GREATER THAN or EQUAL TO ▾ 8.6 ▾ x

DATE ▾ WITHIN [X] NUMBER OF YEARS ▾ 1 ▾ x

ESPCN Quarterly QI - Pts with HTN, BP measured-1 year (Denominator)

AND

✓

🔍

🔗

Include patients that meet below criteria

Patient Demographics

AGE

GREATER THAN or EQUAL TO

18

+

✓

🔍

🔗

Include patients that meet below criteria

Patient Panel

PANELLED PRACTITIONER PRIMARY S

IS

True

+

✓

🔍

🚫

Include patients that DO NOT meet below criteria

Patient Status at Clinic

PATIENT STATUS AT CLINIC

EQUALS

Inactive

+

✓

🔍

🚫

Include patients that DO NOT meet below criteria

Patient Status at Clinic

PATIENT STATUS AT CLINIC

EQUALS

Long Term Care

+

✓

🔍

🔗

Include patients that meet below criteria

Bills

Diagnosis Code 1 (ICD-9)

STARTS WITH

401

+

OR

✓

🔍

🔗

Include patients that meet below criteria

Vitals

SYSTOLIC VALUE

GREATER THAN or EQUAL TO

1

×

DATE OF MEASUREMENT

WITHIN [X] NUMBER OF YEARS

1

+

✓

🔍

🔗

Include patients that meet below criteria

Vitals

DIASTOLIC VALUE

GREATER THAN or EQUAL TO

1

×

DATE OF MEASUREMENT

WITHIN [X] NUMBER OF YEARS

1

+

+

✓

🔍

🔗

Include patients that meet below criteria

Vitals

SYSTOLIC VALUE

GREATER THAN or EQUAL TO

130

+

✓

🔍

🔗

Include patients that meet below criteria

Vitals

DIASTOLIC VALUE

GREATER THAN or EQUAL TO

80

⌵

ESPCN Quarterly QI – Pts with HTN, BP measured, elevated-1 year (Numerator)

AND

✓

Include patients that meet below criteria

Patient Demographics

AGE

GREATER THAN or EQUAL TO

18

+

✓

Include patients that meet below criteria

Patient Panel

PANELLED PRACTITIONER PRIMARY S

IS

True

+

✓

Include patients that DO NOT meet below criteria

Patient Status at Clinic

PATIENT STATUS AT CLINIC

EQUALS

Inactive

+

✓

Include patients that DO NOT meet below criteria

Patient Status at Clinic

PATIENT STATUS AT CLINIC

EQUALS

Long Term Care

+

✓

Include patients that meet below criteria

Medical History (Health Profile section)

ICD9

STARTS WITH

401

+

OR

✓

Include patients that meet below criteria

Vitals

SYSTOLIC VALUE

GREATER THAN or EQUAL TO

130

+

✓

Include patients that meet below criteria

Vitals

DIASTOLIC VALUE

GREATER THAN or EQUAL TO

80

+

+

AND

✓

Include patients that meet below criteria

Vitals

SYSTOLIC VALUE

GREATER THAN or EQUAL TO

130

DATE OF MEASUREMENT

WITHIN [X] NUMBER OF YEARS

1

+

ESPCN Quarterly QI - Pts with HTN (Denominator)

AND

✓

🔍

🔗

Include patients that meet below criteria

Patient Demographics

AGE

GREATER THAN or EQUAL TO

18

+

✓

🔍

🔗

Include patients that meet below criteria

Patient Panel

PANELLED PRACTITIONER PRIMARY S

IS

True

+

✓

🔍

🚫

Include patients that DO NOT meet below criteria

Patient Status at Clinic

PATIENT STATUS AT CLINIC

EQUALS

Inactive

+

✓

🔍

🚫

Include patients that DO NOT meet below criteria

Patient Status at Clinic

PATIENT STATUS AT CLINIC

EQUALS

Long Term Care

+

✓

🔍

🔗

Include patients that meet below criteria

Medical History (Health Profile section

ICD9

STARTS WITH

401

+

✓

🔍

🔗

Include patients that meet below criteria

Vitals

SYSTOLIC VALUE

GREATER THAN or EQUAL TO

130

+

✓

🔍

🔗

Include patients that meet below criteria

Vitals

DIASTOLIC VALUE

GREATER THAN or EQUAL TO

80

⬆

OR

ESPCN Quarterly QI – Pts with HTN, BP measured-6 months (Numerator)

AND

✓

🔍

🔗

Include patients that meet below criteria

Patient Demographics

AGE

GREATER THAN or EQUAL TO

18

+

✓

🔍

🔗

Include patients that meet below criteria

Patient Panel

PANELLED PRACTITIONER PRIMARY S

IS

True

+

✓

🔍

🚫

Include patients that DO NOT meet below criteria

Patient Status at Clinic

PATIENT STATUS AT CLINIC

EQUALS

Inactive

+

✓

🔍

🚫

Include patients that DO NOT meet below criteria

Patient Status at Clinic

PATIENT STATUS AT CLINIC

EQUALS

Long Term Care

+

✓

🔍

🔗

Include patients that meet below criteria

Medical History (Health Profile section

ICD9

STARTS WITH

401

+

OR

✓

🔍

🔗

Include patients that meet below criteria

Vitals

SYSTOLIC VALUE

GREATER THAN or EQUAL TO

130

+

✓

🔍

🔗

Include patients that meet below criteria

Vitals

DIASTOLIC VALUE

GREATER THAN or EQUAL TO

80

+

+

✓

🔍

🔗

Include patients that meet below criteria

Vitals

SYSTOLIC VALUE

GREATER THAN or EQUAL TO

1

✕

DIASTOLIC VALUE

GREATER THAN or EQUAL TO

1

✕

DATE OF MEASUREMENT

WITHIN [X] NUMBER OF MONTHS

6

✕

SCREENING DUE NOTIFICATION

- Copy from 'ESPCN - Quarterly Screening Due' Reports (Pap,Mammo,CRC,Diabetes,Lipids)
- check the box 'show in Patient Chart' aka Trigger
- In the patient chart, hover on the red bell, a notification will show for details - it helps to remind Clinicians either offer a requisition or book an appointment for the test to be done at the clinic.

Automated List

List Name

Notification - PAP Screening Due

Clinic

[Redacted]

☐ Allow Colleagues to Edit List

Update Frequency ⓘ

Daily


Starting List


[Redacted]

Rostered

☒ Exclude Deceased Patients?

☒ Show in Patient Chart?

Reminders 



1. Notification - PAP Screening Due

Note: This is refreshed every 24 hours - patients or lists that were just generated may not show immediate changes here.

Notification – PAP Screening Due

AND

✓

Include patients that meet below criteria

Patient Demographics

AGE

GREATER THAN or EQUAL TO

25

✕

AGE

LESS THAN or EQUAL TO

69

✕

SEX

EQUALS

Female

✕

+

✓

Include patients that DO NOT meet below criteria

i

Results

NAME

STARTS WITH

Gynecological Cytopathol

✕

DATE PERFORMED

WITHIN [X] NUMBER OF YEARS

3

✕

+

✓

Include patients that DO NOT meet below criteria

i

Results

CATEGORY

STARTS WITH

Pap Smear

✕

DATE PERFORMED

WITHIN [X] NUMBER OF YEARS

3

✕

+

✓

Include patients that DO NOT meet below criteria

i

Results

NAME

STARTS WITH

Gynecological Cytology

✕

DATE PERFORMED

WITHIN [X] NUMBER OF YEARS

3

✕

+

✓

Include patients that DO NOT meet below criteria

i

Results

NAME

STARTS WITH

cytopath

✕

DATE PERFORMED

WITHIN [X] NUMBER OF YEARS

3

✕

+

✓

Include patients that DO NOT meet below criteria

Other Documents

DOCUMENT NAME

STARTS WITH

Gynecological Cytology

✕



DATE

WITHIN [X] NUMBER OF YEARS

3



✕

+

✓   Include patients that meet below criteria


Patient Panel ▾ PANELLED PRACTITIONER PRIMARY S' ▾ IS ▾ True ▾

+

✓   Include patients that DO NOT meet below criteria



Other Documents ▾ DOCUMENT NAME ▾ STARTS WITH ▾ pap ×
DATE ▾ WITHIN [X] NUMBER OF YEARS ▾ 3 ×

+

✓   Include patients that DO NOT meet below criteria

Other Documents ▾ DOCUMENT NAME ▾ EQUALS ▾ complete Hysterectomy

+

✓   Include patients that DO NOT meet below criteria



Medical History (Health Profile section ▾ PAST MEDICAL HISTORY ▾ EQUALS ▾ Complete hysterectomy ×
ACTIVE ▾ IS ▾ True ▾ ×

+

✓   Include patients that DO NOT meet below criteria



Medical History (Health Profile section ▾ PAST MEDICAL HISTORY ▾ EQUALS ▾ total abdominal hysterect ×
ACTIVE ▾ IS ▾ True ▾ ×


+

✓   Include patients that DO NOT meet below criteria

Medical History (Health Profile section ▾ PAST MEDICAL HISTORY ▾ EQUALS ▾ Total Hysterectomy ×
ACTIVE ▾ IS ▾ True ▾ ×

+

✓   Include patients that DO NOT meet below criteria

 Labs + Investigations ▾ NAME ▾ STARTS WITH ▾ Gynecological cytology ×
DATE ▾ WITHIN [X] NUMBER OF YEARS ▾ 3 ×

+


✓   Include patients that DO NOT meet below criteria

Medical History (Health Profile section ▾ PAST MEDICAL HISTORY ▾ EQUALS ▾ hysterectomy

+

Notification – Mammo Screening Due

AND ▾

☒  ☐ Include patients that meet below criteria


Patient Demographics ▾

SEX ▾

EQUALS ▾

Female ▾

+

☒  ☐ Include patients that meet below criteria

Patient Demographics ▾

AGE ▾

GREATER THAN or EQUAL TO ▾

45

×


AGE ▾

LESS THAN or EQUAL TO ▾

74

×

+

☒  ☒ Include patients that DO NOT meet below criteria

i

Results ▾

CATEGORY ▾

STARTS WITH ▾

Mammo

×


DATE PERFORMED ▾

WITHIN [X] NUMBER OF YEARS ▾

2

×

+

☒  ☒ Include patients that DO NOT meet below criteria

i

Results ▾

NAME ▾

STARTS WITH ▾

Bilateral Mammogram

×


DATE PERFORMED ▾

WITHIN [X] NUMBER OF YEARS ▾

2

×

+

☒  ☒ Include patients that DO NOT meet below criteria

i

Labs + Investigations ▾

NAME ▾

EQUALS ▾

MAMMOGRAM

×


DATE ▾

WITHIN [X] NUMBER OF YEARS ▾

2

×

+

☒  ☒ Include patients that DO NOT meet below criteria

Other Documents ▾

DOCUMENT NAME ▾

STARTS WITH ▾

Mammogram

×


DATE ▾

WITHIN [X] NUMBER OF YEARS ▾

2

×

+

✓   Include patients that DO NOT meet below criteria



Patient Status at Clinic ▾ PATIENT STATUS AT CLINIC ▾ EQUALS ▾ Inactive ▾

+

✓   Include patients that DO NOT meet below criteria

Patient Status at Clinic ▾ PATIENT STATUS AT CLINIC ▾ EQUALS ▾ Long Term Care ▾

+

✓   Include patients that meet below criteria


Patient Panel ▾ PANELLED PRACTITIONER PRIMARY S' ▾ IS ▾ True ▾

+

✓   Include patients that DO NOT meet below criteria

i Labs + Investigations ▾ NAME ▾ STARTS WITH ▾ Bilateral Mammogram ✕
DATE ▾ WITHIN [X] NUMBER OF YEARS ▾ 2 ✕

+



✓   Include patients that DO NOT meet below criteria

i Results ▾ NAME ▾ STARTS WITH ▾ Bilateral Mammo ✕
DATE PERFORMED ▾ WITHIN [X] NUMBER OF YEARS ▾ 2 ✕


+

Notification – CRC Screening Due



AND

✓   Include patients that meet below criteria


Patient Demographics ▾ AGE ▾ GREATER THAN or EQUAL TO ▾ 50 ✕
AGE ▾ LESS THAN or EQUAL TO ▾ 74 ✕
+

✓   Include patients that DO NOT meet below criteria

i Results ▾ NAME ▾ STARTS WITH ▾ Fecal Immunochemical T_i ✕
DATE PERFORMED ▾ WITHIN [X] NUMBER OF YEARS ▾ 2 ✕
+

✓   Include patients that DO NOT meet below criteria



i Results ▾ CATEGORY ▾ STARTS WITH ▾ Colonoscopy ✕
DATE PERFORMED ▾ WITHIN [X] NUMBER OF YEARS ▾ 10 ✕
+

✓   Include patients that DO NOT meet below criteria


i Labs + Investigations ▾ NAME ▾ STARTS WITH ▾ Colonoscopy ✕
DATE ▾ WITHIN [X] NUMBER OF YEARS ▾ 10 ✕
+

✓   Include patients that DO NOT meet below criteria

Other Documents ▾ DOCUMENT NAME ▾ STARTS WITH ▾ Colonoscopy ✕
DATE ▾ WITHIN [X] NUMBER OF YEARS ▾ 10 ✕
+

✓   Include patients that DO NOT meet below criteria

Other Documents ▾ DOCUMENT NAME ▾ STARTS WITH ▾ Sigmoidoscopy ✕
DATE ▾ WITHIN [X] NUMBER OF YEARS ▾ 5 ✕
+

✓   Include patients that DO NOT meet below criteria

i Labs + Investigations ▾ NAME ▾ STARTS WITH ▾ Fecal immunochemical te ✕
DATE ▾ WITHIN [X] NUMBER OF YEARS ▾ 2 ✕
+

✓   Include patients that DO NOT meet below criteria


i Labs + Investigations ▾ NAME ▾ STARTS WITH ▾ Sigmoidoscopy ✕
DATE ▾ WITHIN [X] NUMBER OF YEARS ▾ 5 ✕
+

✓   Include patients that DO NOT meet below criteria

i Results ▾ NAME ▾ STARTS WITH ▾ sigmoidoscopy ×


DATE PERFORMED ▾ WITHIN [X] NUMBER OF YEARS ▾ 5 ×

+

✓   Include patients that DO NOT meet below criteria



Patient Status at Clinic ▾ PATIENT STATUS AT CLINIC ▾ EQUALS ▾ Inactive ▾

+

✓   Include patients that DO NOT meet below criteria

Patient Status at Clinic ▾ PATIENT STATUS AT CLINIC ▾ EQUALS ▾ Long Term Care ▾

+

✓   Include patients that meet below criteria

Patient Panel ▾ PANELLED PRACTITIONER PRIMARY S ▾ IS ▾ True ▾

+

✓   Include patients that DO NOT meet below criteria

Other Documents ▾ DOCUMENT NAME ▾ STARTS WITH ▾ Fecal Immunochemical T ▾ ×

DATE ▾ WITHIN [X] NUMBER OF YEARS ▾ 2 ×

+

Notification – DIABETES Screening Due

AND

☒ ☐ Include patients that meet below criteria

Patient Demographics

AGE

GREATER THAN or EQUAL TO

40

+

☒ ☐ Include patients that meet below criteria

Patient Panel

PANELLED PRACTITIONER PRIMARY S

IS

True

+

☒ ☐ Include patients that DO NOT meet below criteria

i

Labs + Investigations

NAME

STARTS WITH

hemoglobin a1c

x

DATE

WITHIN [X] NUMBER OF YEARS

5

x

+

☒ ☐ Include patients that DO NOT meet below criteria

i

Labs + Investigations

NAME

STARTS WITH

glucose, fasting

x

DATE

WITHIN [X] NUMBER OF YEARS

5

x

+

☒ ☐ Include patients that DO NOT meet below criteria

i

Results

NAME

STARTS WITH

hemoglobin a1c

x

DATE PERFORMED

WITHIN [X] NUMBER OF YEARS

5

x

+

☒ ☐ Include patients that DO NOT meet below criteria

i

Results

NAME

STARTS WITH

glucose, fasting

x

DATE PERFORMED

WITHIN [X] NUMBER OF YEARS

5

x

+

☒ ☐ Include patients that DO NOT meet below criteria

Other Documents

DOCUMENT NAME

STARTS WITH

hemoglobin a1c

x

DATE

WITHIN [X] NUMBER OF YEARS

5

x

+

☒ ☐ Include patients that DO NOT meet below criteria

Other Documents

DOCUMENT NAME

STARTS WITH

glucose, fasting

x

DATE

WITHIN [X] NUMBER OF YEARS

5

x

+

☒ ☐ Include patients that DO NOT meet below criteria

Patient Status at Clinic

PATIENT STATUS AT CLINIC

EQUALS

Inactive

x

+

☒ ☐ Include patients that DO NOT meet below criteria

Patient Status at Clinic

PATIENT STATUS AT CLINIC

EQUALS

Long Term Care

x

+

Notification – LIPID Screening Due

AND

✓

Include patients that meet below criteria

Patient Demographics

AGE

GREATER THAN or EQUAL TO

40

x

AGE

LESS THAN or EQUAL TO

74

x

+

✓

Include patients that DO NOT meet below criteria

Medications (Current)

DRUG NAME

STARTS WITH

lipitor

+

✓

Include patients that DO NOT meet below criteria

Medications (Current)

DRUG NAME

STARTS WITH

Zocor

+

✓

Include patients that DO NOT meet below criteria

Medications (Current)

DRUG NAME

STARTS WITH

atorvastatin

+

✓

Include patients that DO NOT meet below criteria

Medications (Current)

DRUG NAME

STARTS WITH

crestor

+

✓

Include patients that DO NOT meet below criteria

Medications (Current)

DRUG NAME

STARTS WITH

pravachol

+

✓

Include patients that DO NOT meet below criteria

Medications (Current)

DRUG NAME

STARTS WITH

simvastatin

+

✓

Include patients that DO NOT meet below criteria

Medications (Current)

DRUG NAME

STARTS WITH

rosuvastatin

+

✓

Include patients that DO NOT meet below criteria



Medications (Current)

DRUG NAME

STARTS WITH

pravastatin


+

✓   Include patients that DO NOT meet below criteria


i Labs + Investigations NAME STARTS WITH lipid x
DATE WITHIN [X] NUMBER OF YEARS 5 x
+

✓   Include patients that DO NOT meet below criteria



i Results NAME STARTS WITH lipid x
DATE PERFORMED WITHIN [X] NUMBER OF YEARS 5 x
+

✓   Include patients that DO NOT meet below criteria



Other Documents DOCUMENT NAME STARTS WITH lipid x
DATE WITHIN [X] NUMBER OF YEARS 5 x
+

✓   Include patients that DO NOT meet below criteria



i Labs + Investigations NAME STARTS WITH cholesterol x
DATE WITHIN [X] NUMBER OF YEARS 5 x
+

✓   Include patients that DO NOT meet below criteria



i Results NAME STARTS WITH cholesterol x
DATE PERFORMED WITHIN [X] NUMBER OF YEARS 5 x
+

✓   Include patients that DO NOT meet below criteria



Other Documents DOCUMENT NAME STARTS WITH cholesterol x
DATE WITHIN [X] NUMBER OF YEARS 5 x
+

✓   Include patients that meet below criteria

Patient Panel PANELLED PRACTITIONER PRIMARY S IS True
+

✓   Include patients that DO NOT meet below criteria





Patient Status at Clinic PATIENT STATUS AT CLINIC EQUALS Inactive
+

✓   Include patients that DO NOT meet below criteria

Patient Status at Clinic PATIENT STATUS AT CLINIC EQUALS Long Term Care

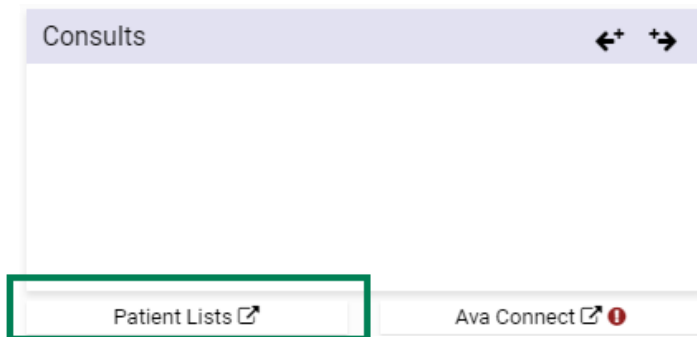
BASELINE & TRACKING

(aka Worklists in HQ or Tasks in MedAccess) for PCCA Weekly Tracking

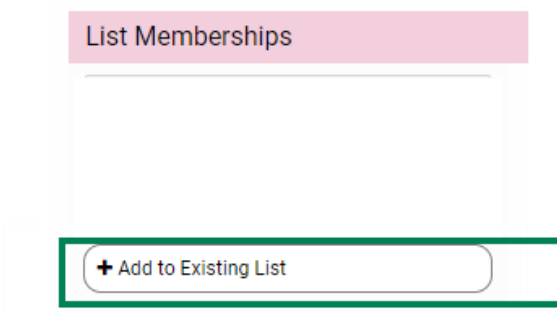
List Name
 ESPCN - Tracking 75+ No Appt in 1 Year Outreach
 ESPCN - Tracking Pediatrics No Appt in 2 Years Outreach
 ESPCN - Tracking Adults No Appt in 3 Years Outreach
 ESPCN - Tracking Screening Due Outreach
 ESPCN - Tracking Screening Reviewed by PCCA in the Last Week
 ESPCN - Tracking CPAR Conflict Outreach
 ESPCN - Tracking Chronic Disease No Appt in 1 Year Outreach

****Remember: PCCA has to delete the saved Patient List from each Tracking report on the last day of rotation****

1. Go to patient chart, click 'Patient Lists'



2. Click '+Add to Existing List'



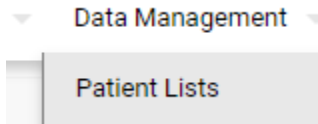
3. Select the list from the drop down

Add Patient to Existing List

Select Manual List ?

ESPCN - Tracking 75+ outreach
ESPCN - Tracking Adult 18-74 Outreach
ESPCN Tracking- Adult Outreach
ESPCN - Tracking Chronic Disease Outreach
ESPCN - Tracking Peds 0-17 Outreach
ESPCN - Tracking Screening Outreach

- the data for the Weekly Tracking, go to 'Data Management/Patient Lists'



- type 'ESPCN - Tracking' in the 'Filter by Name', a list of Tracking report and the number displayed for the PCCA Weekly Tracking

Patient Lists

Filter by Name

ESPCN - Tracking

Q

Select Clinic

Created By

Employees...

Created From

2024-Jan-01

Created To

2026-Dec-31

List Type

List Type...

☐ Show Deleted Lists Only

Apply Filters

List Name	Panel ?	Size
ESPCN - Tracking 75+ No Appt in 1 Year Outreach	Manual List	1
ESPCN - Tracking Pediatrics No Appt in 2 Years Outreach	Manual List	0
ESPCN - Tracking Adults No Appt in 3 Years Outreach	Manual List	0
ESPCN - Tracking Screening Due Outreach	Manual List	0
ESPCN - Tracking Screening Reviewed by PCCA in the Last Week	Manual List	0
ESPCN - Tracking CPAR Conflict Outreach	Manual List	0
ESPCN - Tracking Chronic Disease No Appt in 1 Year Outreach	Manual List	0